

## Product Datasheet - Technical Specifications



More information in our Web-Shop at ► [www.meilhaus.com](http://www.meilhaus.com) and in our download section.

### Your contact

**Technical and commercial sales, price information,  
quotations, demo/test equipment, consulting:**

Tel.: **+49 - 81 41 - 52 71-0**

FAX: **+49 - 81 41 - 52 71-129**

E-Mail: [sales@meilhaus.com](mailto:sales@meilhaus.com)

Downloads:

[www.meilhaus.com/en/infos/download.htm](http://www.meilhaus.com/en/infos/download.htm)

**Meilhaus Electronic GmbH** | Tel. **+49 - 81 41 - 52 71-0**  
Am Sonnenlicht 2 | Fax **+49 - 81 41 - 52 71-129**  
82239 Alling/Germany | E-Mail [sales@meilhaus.com](mailto:sales@meilhaus.com)

Mentioned company and product names may be registered trademarks of the respective companies. Prices in Euro plus VAT. Errors and omissions excepted.  
© Meilhaus Electronic.

[www.meilhaus.de](http://www.meilhaus.de)

- Broadband, up to 325GHz
- Including fundamental and harmonic mixer
- High dynamic, low noise figure

## Microwave broadband double balance mixer

Model	Frequency range (GHz)			LO Power (dBm)	Conversion Loss (dB Typ)	Isolation (dB Typ)		Connector type
	RF	LO	IF			L/R	L/I	
AV70702	2.0...20.0	2.0...20.0	DC...0.7	15...18	7.5	25	20	SMA (f)
AV70703	1.6...26.5	2.0...26.5	DC...0.7	15...18	9.5	20	20	SMA (f)
AV80713	3...40	3...40	DC...1.5	10...14	8.5	25	25	2.4mm (f) 3.5mm (f)
AV80713GB	4...50	4...50	DC...2	10...14	10	25	25	2.4mm (f) SMA (f)

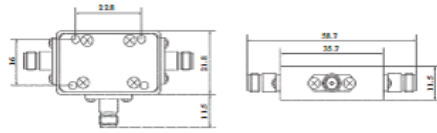
## Millimeter-wave balance mixer

Model	Frequency range (GHz)			LO Power (dBm)	Conversion Loss (dB Typ)	Connector type		
	RF	LO	IF			RF	LO	IF
AV82706	40...60	36/44	4...16	12...15	10	WR-19	WR-22	3.5 mm (F)
AV82707	50...75	46/57	4...18	12...15	11	WR-15	WR-19	3.5 mm (F)

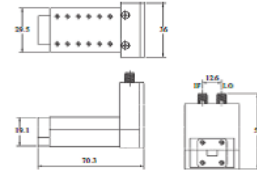
## Millimeter-wave harmonic mixer

Model	Frequency range (GHz)	Conversion Loss (dB Max)	Harmonic Number	LO Power (dBm)	Conversion Response (dB)	Bias Voltage (V)	Connector type		
							RF	LO	IF
AV12711	26.5...40	28	8	12...18	±2.5	+10	WR-28	SMA (f)	SMA (f)
AV12713A	33...50	28	10	12...18	±2.5	+10	WR-22	SMA (f)	SMA (f)
AV82717A	40...60	22	3	7...12	±2.5	+5	WR-19	2.4mm (f)	3.5mm (f)
AV82717B	50...75	24	5	7...12	±2.5	+5	WR-15	2.4mm (f)	3.5mm (f)
AV82717C	75...110	28	7	7...12	±3.2	+5	WR-10	2.4mm (f)	3.5mm (f)
AV82717D	110...170	36	9	7...12	±6.0	+5	WR-06	2.4mm (f)	3.5mm (f)
AV82717E	140...220	36	7	7...12	-	+5	WR-05	2.4mm (f)	3.5mm (f)
AV82717F	220...325	46	9	7...12	-	+5	WR-03	2.4mm (f)	3.5mm (f)

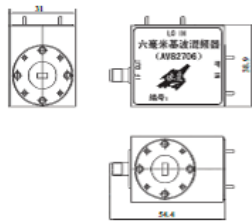
AV70702/AV70703



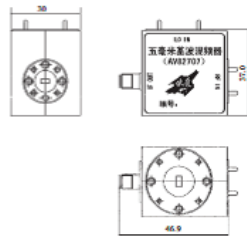
AV12711



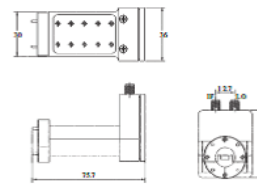
AV82706



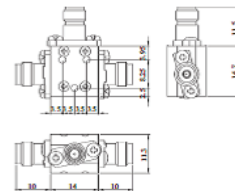
AV82707



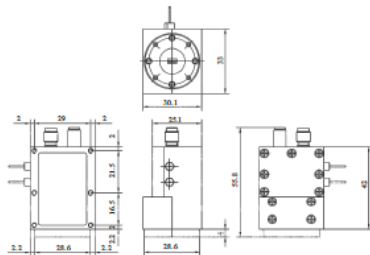
AV12713A



AV80713/AV80713GB



AV82717A



AV82717B/C/D/E/F

