

## Product Datasheet - Technical Specifications



More information in our Web-Shop at ► [www.meilhaus.com](http://www.meilhaus.com)

### Your contact

Technical and commercial sales, price information,  
quotations, demo/test equipment, consulting:

Tel.: **+49 - (0)81 41 - 52 71-0**

FAX: **+49 - (0)81 41 - 52 71-129**

E-Mail: [sales@meilhaus.com](mailto:sales@meilhaus.com)

**Meilhaus Electronic GmbH**  
Am Sonnenlicht 2  
82239 Alling/Germany

Tel. **+49 - (0)81 41 - 52 71-0**  
Fax **+49 - (0)81 41 - 52 71-129**  
E-Mail [sales@meilhaus.com](mailto:sales@meilhaus.com)

Mentioned company and product names may be registered trademarks of the respective companies. Errors and omissions excepted. © Meilhaus Electronic.



**RIGOL**

# DP900 Series

## Programmable Linear DC Power Supply

**Data Sheet**

DSH08100-1110

Jun.2022

# DP900 Series Programmable Linear DC Power Supply

## DP900 Features

- 4.3-inch LCD color touch screen
- 3 independent channels: 32V/3A || 32V/3A || 6V/3A
- Auto series/parallel connections
- Command processing time <10 ms
- Low output ripple and noise <350  $\mu$ Vrms/2 mVpp
- Minimum dwell time in Arb editor: 100 ms
- Safety sockets at front panel (available on some models)
- LAN, USB, and Digital I/O
- Over voltage, over current, and over temperature protection

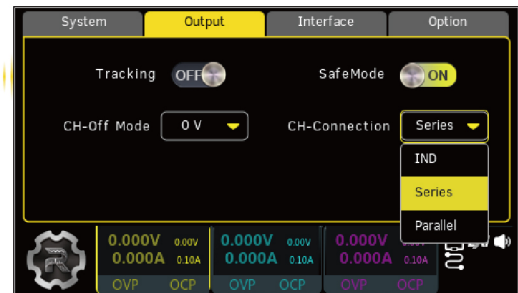
## Applications



## 4.3-inch Touch Screen



## Auto Series/Parallel Connections



## Minimum Dwell Time: 100 ms

No.	Volt(V)	Curr(A)	Time(s)	Single
1	0.500	1.000	0.1	Single
2	0.600	1.000	0.1	Delete
3	0.600	1.000	0.1	Clear
4	0.700	1.000	0.1	Templet

CH1 Prev 1 / 13 Next Back

0.000V 0.000A 0.000W 0.000V 0.000A 0.000W 0.000V 0.000A 0.000W


OVP OCP OVP OCP OVP OCP

## Safety Sockets



# DP900 Series

## Programmable Linear DC Power Supply



Item	Description
1	4.3-inch LCD color touch screen
2	Channel selection keys and output On/Off keys
3	Parameter input area
4	Enter key (used to confirm the entry; long press the key to lock the touch screen)
5	Back key (used to cancel the entry; press the key to return to local operation from remote control)
6	Earth ground reference
7	Function menu
8	Output terminal
9	USB port
10	Power switch key







# DP900 Series

## Programmable Linear DC Power Supply



Item	Description
1	LAN port
2	USB DEVICE (connect the instrument as "slave" device to external USB device)
3	Digital I/O port
4	USB HOST (connect the instrument as "host" device to external USB device)
5	AC selector
6	AC power inlet socket
7	Fuse
8	Fan ventilation hole



# Product Introduction

## Product Features

- Three models available in the series:
  - DP932A (Standard): 32 V/3 A || 32 V/3 A || 6 V/3 A
  - DP932U (University-with safety sockets): 32 V/3 A || 32 V/3 A || 6 V/3 A
  - DP932E (E-commerce): 30 V/3 A || 30 V/3 A || 6 V/3 A
- 3 electrically isolated independent channels with a maximum total power of up to 210 W
- 4.3-inch LCD color touch screen
- Front-panel safety sockets available on some models
- Internal series/parallel connections for CH1 and CH2
- Excellent programming/readback accuracy
- Transient response time <50  $\mu$ s
- Low output ripple and noise <350  $\mu$ V<sub>rms</sub>/2 mV<sub>pp</sub>
- Command processing time <10 ms
- Three rack-units (3U), 1/2-rack form factor
- PC control
- Timing output, data logging and analysis
- A maximum of 512 arbitrary points with dwell time down to 100 ms; various built-in basic waveforms
- Over voltage, over current, and over temperature protection
- Various interfaces available: USB, LAN, and Digital I/O

## Comparison of the Features Available in Each Model




	DP932A	DP932U	DP932E
Model	Standard	University	E-commerce
Display resolution	1 mV/1 mA	10 mV/1 mA (upgradable)	10 mV/10 mA (upgradable)
Minimum dwell time between 2 arbitrary points	100 ms	1000 ms (upgradable)	Not available
Communication interfaces	USB Device USB Host LAN Digital IO	USB Device USB Host LAN Digital IO (optional)	USB Device USB Host LAN
Safety sockets at front panel	Not available	Available	Not available

## Comparison of the Features Available in Each Model

Options available	Full-featured, needless of options	DP900-ARB DP900-HIRES DP900-DIGITALIO	DP900-HIRES
-------------------	---------------------------------------	---	-------------

---

# RIGOL DP Family Overview

	DP800	DP900	DP2000
			
<b>Number of Channels</b>	1/2/3	3	3
<b>Channel-to-channel Isolation</b>	Partially isolated	Fully isolated	Fully isolated
<b>Auto Series/Parallel Connection</b>	Not available	Available (CH1, CH2)	Available (CH1, CH2)
<b>Screen</b>	3.5-inch screen	4.3-inch touch screen	4.3-inch touch screen
<b>Total Power</b>	140 W to 200 W	210 W	222 W
<b>Output Ripple and Noise</b>	<350 $\mu\text{V}_{\text{rms}}$ /2 mV <sub>pp</sub> <2 mA <sub>rms</sub>	<350 $\mu\text{V}_{\text{rms}}$ /2 mV <sub>pp</sub> <2 mA <sub>rms</sub>	<350 $\mu\text{V}_{\text{rms}}$ /2 mV <sub>pp</sub> <2 mA <sub>rms</sub>
<b>Programming Accuracy 12 Months (25°C±5°C)</b>	CH1, CH2: 0.05%+20 mV 0.2%+5 mA CH3: 0.1%+5 mV 0.2%+5 mA <sup>[2]</sup>	CH1, CH2: 0.05%+10 mV <sup>[1]</sup> 0.2%+5 mA CH3: 0.1%+5 mV 0.2%+5 mA	CH1, CH2: 0.03%+8 mV 0.15%+5 mA CH3: 0.04%+4 mV 0.15%+10 mA
<b>Readback Accuracy 12 Months (25°C±5°C)</b>	CH1, CH2: 0.05%+10 mV 0.15%+5 mA CH3: 0.1%+5 mV 0.15%+5 mA <sup>[2]</sup>	CH1, CH2: 0.05%+10 mV <sup>[1]</sup> 0.15%+5 mA CH3: 0.1%+5 mV 0.15%+5 mA	CH1, CH2: 0.05%+8 mV 0.15%+5 mA 0.25%+28 $\mu\text{A}$ (low range current) CH3: 0.08%+3 mV 0.15%+10 mA



	DP800	DP900	DP2000
<b>Programming Resolution</b>	1 mV/1 mA <sup>[2]</sup>	1 mV/1 mA	CH1, CH2: 1 mV/0.1 mA CH3: 1 mV/1 mA
<b>Readback Resolution</b>	0.1 mV/0.1 mA <sup>[2]</sup>	0.1 mV/0.1 mA	0.1 mV/0.1 mA (Low range current: 1 µA)
<b>Command Processing Time</b>	118 ms	10 ms <sup>[3]</sup>	10 ms <sup>[3]</sup>
<b>Minimum Dwell Time</b>	1000 ms	100 ms (the highest level)	1 ms (the highest level)
<b>Interface</b>	USB/LAN/RS232/Digital IO	USB/LAN/Digital IO	USB/LAN/RS232/Digital IO
<b>GPIB</b>	Optional (USB-GPIB)	Not available	Optional <sup>[4]</sup>
<b>Rear Output Terminals</b>	Available on DP811 and DP813 only (for 1 channel)	Not available	Available (for 3 channels)
<b>Weight</b>	9.75 kg to 10.5 kg	9.15 kg	9.95 kg
<b>Dimension (W x H x D)</b>	239 mm×157 mm×418 mm	239 mm×157 mm×419 mm	239 mm×157 mm×419 mm

**Note[1]:** Voltage readback/programming accuracy 12 months for DP932U: 0.05%+20 mV.

**Note[2]:** for DP832A.

**Note[3]:** the time required for the output to change accordingly after receiving the APPLY and SOURce commands.

**Note[4]:** The optional GPIB interface can be installed in place of the RS232 interface. Those two interfaces cannot be used concurrently.

# Specifications

All the specifications<sup>[1]</sup> can only be guaranteed when the instrument is operated continuously for more than 30 minutes under the specified operation temperature.

## Number of Channels

Model	Number of Channels
DP932A	3
DP932U	3
DP932E	3

## DC Output (0°C~40°C)

DC output (0°C~40°C)			
		Voltage/Current	OVP/OCP
DP932A/ DP932U	CH1	0 to 32 V/0 to 3 A	1 mV to 35.2 V/1 mA to 3.3 A
	CH2	0 to 32 V/0 to 3 A	1 mV to 35.2 V/1 mA to 3.3 A
	CH3	0 to 6 V/0 to 3 A	1 mV to 6.6 V/1 mA to 3.3 A
DP932E	CH1	0 to 30 V/0 to 3 A	1 mV to 33 V/1 mA to 3.3 A
	CH2	0 to 30 V/0 to 3 A	1 mV to 33 V/1 mA to 3.3 A
	CH3	0 to 6 V/0 to 3 A	1 mV to 6.6 V/1 mA to 3.3 A

## Internal Series/Parallel Mode

Internal series/parallel mode	
Series mode voltage	64 V
Parallel mode current	6 A

## Load Regulation Rate

Load regulation rate, ± (% of output + offset)	
Voltage <sup>[2]</sup>	<0.01%+2 mV
Current	<0.01%+250 μA

## Line Regulation Rate

### Line regulation rate, $\pm$ (% of output + offset)

Voltage	<0.01%+2 mV
Current	<0.01%+250 $\mu$ A

## Output Ripple and Noise

### Output ripple and noise (20 Hz to 20 MHz)

Normal mode voltage	<350 $\mu$ V <sub>rms</sub> /2 mV <sub>pp</sub>
Normal mode current	<2 mA <sub>rms</sub>

## Accuracy 12 months (25°C $\pm$ 5°C)

### Accuracy 12 months (25°C $\pm$ 5°C)<sup>[3]</sup>, $\pm$ (% of output + offset)

		Programming		Readback	
		Voltage	Current	Voltage	Current
DP932A/DP932E	CH1	0.05%+10 mV	0.2%+5 mA	0.05%+10 mV	0.15%+5 mA
	CH2	0.05%+10 mV	0.2%+5 mA	0.05%+10 mV	0.15%+5 mA
	CH3	0.1%+5 mV	0.2%+5 mA	0.1%+5 mV	0.15%+5 mA
DP932U	CH1	0.05%+20 mV	0.2%+5 mA	0.05%+20 mV	0.15%+5 mA
	CH2	0.05%+20 mV	0.2%+5 mA	0.05%+20 mV	0.15%+5 mA
	CH3	0.1%+5 mV	0.2%+5 mA	0.1%+5 mV	0.15%+5 mA

## Resolution

### Resolution

		Programming		Readback		Display		
		Voltage	Current	Voltage	Current	Voltage	Current	
DP932A	Standard	CH1	1 mV	1 mA	0.1 mV	0.1 mA	1 mV	1 mA
	CH2	1 mV	1 mA	0.1 mV	0.1 mA	1 mV	1 mA	
	CH3	1 mV	1 mA	0.1 mV	0.1 mA	1 mV	1 mA	

Resolution								
DP932U	Standard	CH1	10 mV	1 mA	10 mV	1 mA	10 mV	1 mA
		CH2	10 mV	1 mA	10 mV	1 mA	10 mV	1 mA
		CH3	10 mV	1 mA	10 mV	1 mA	10 mV	1 mA
	With high resolution option	CH1	1 mV	1 mA	0.1 mV	0.1 mA	1 mV	1 mA
		CH2	1 mV	1 mA	0.1 mV	0.1 mA	1 mV	1 mA
		CH3	1 mV	1 mA	0.1 mV	0.1 mA	1 mV	1 mA
DP932E	Standard	CH1	10 mV	10 mA	10 mV	10 mA	10 mV	10 mA
		CH2	10 mV	10 mA	10 mV	10 mA	10 mV	10 mA
		CH3	10 mV	10 mA	10 mV	10 mA	10 mV	10 mA
	With high resolution option	CH1	1 mV	1 mA	0.1 mV	0.1 mA	1 mV	1 mA
		CH2	1 mV	1 mA	0.1 mV	0.1 mA	1 mV	1 mA
		CH3	1 mV	1 mA	0.1 mV	0.1 mA	1 mV	1 mA

## Transient Response Time

### Transient response time

Less than 50  $\mu$ s of time to recover to within the  $\pm 15$  mV settling band following a load change from 50% to 100% or from 100% to 50% of full load.

## Command Processing Time

### Command processing time<sup>[4]</sup>

<10 ms

## OVP/OCP Accuracy

### OVP/OCP accuracy, $\pm$ (% of output + offset)

OVP accuracy,  $\pm$  (% of output + offset) 0.2%+20 mV

OCP accuracy,  $\pm$  (% of output + offset) 0.5%+20 mA



## Voltage Programming Response Time (Within 99% of the Total Variation Range)

Voltage programming response time (within 99% of the total variation range)				
Channel	Full Load (Up)	No Load (Up)	Full Load (Down)	No Load (Down)
CH1	<50 ms	<40 ms	<50 ms	<400 ms
CH2	<50 ms	<40 ms	<50 ms	<400 ms
CH3	<15 ms	<14 ms	<30 ms	<100 ms

## Temperature Coefficient Per °C

Temperature coefficient per °C, ± (% of output + offset)		
Channel	Voltage	Current
CH1	0.01%+4 mV	0.01%+2 mA
CH2	0.01%+4 mV	0.01%+2 mA
CH3	0.01%+4 mV	0.01%+3 mA

## Mechanical Characteristics

Mechanical characteristics	
Dimension	239 mm (W) x 157 mm (H) x 419 mm (D)
Weight	9.15 kg
Rack mount kit	Three rack-units (3U), 1/2-rack form factor

## Power Source

Power source	
AC input (50 Hz to 60 Hz)	100 V <sub>ac</sub> ±10%
	120 V <sub>ac</sub> ±10%
	220 V <sub>ac</sub> ±10%
	230 V <sub>ac</sub> ±10% (max. 250 V <sub>ac</sub> )
Maximum input power	650 VA

## Interface

Interface	
USB DEVICE	1
USB HOST	2 (1 for front panel and 1 for rear panel)
LAN	1
Digital IO	1 (optional for DP932U; not available for DP932E)

## Environmental Conditions

Environmental conditions	
Cooling Method	Fan cooling
Operating Temperature	0°C to +40°C
Storage Temperature	-40°C to +60°C
Humidity	5% to 80% relative humidity
Altitude	Below 1500 meters
IP Rating	IP20
Pollution Degree	PD2
Overvoltage Categories	OVC II
Operating Environment	For indoor use only and non-operating in humid environment.

## Warranty and Calibration Interval

Warranty and calibration interval	
Warranty	3 years (excluding the accessories)
Recommended calibration interval	Every 12 months

### Note[1]:

- Unless otherwise stated, the specifications are applicable to all the channels of the specified model.
- Not applicable in series/parallel connection mode.

**Note[2]:** Limited by the terminal structure, the voltage load regulation rate cannot be guaranteed for DP932U.

**Note[3]:** The accuracy parameters are acquired via calibration under 25°C after 1-hour warm-up.

**Note[4]:** the time required for the output to change accordingly after receiving the APPLy and SOURce commands.

# Order Information and Warranty Period

## Order Information

Order Information	Order No.
<b>Base Unit</b>	
Programmable linear DC power supply, triple-output, high resolution	DP932A
Programmable linear DC power supply, triple-output, University, safety terminals	DP932U
Programmable linear DC power supply, triple-output, E-commerce	DP932E
<b>Standard Shipped Accessory</b>	
USB cable	CB-USBA-USBB-FF-150
One fuse	— —
Power cord (based on destination country)	— —
Two pairs of connecting wires (10 A)	10A-Testing-Cable
<b>Optional Accessory</b>	
1 mA&1 mV high-resolution setting	DP900-HIRES
Arbitrary function with the minimum dwell time of 100 ms (available on DP932U only)	DP900-ARB
4-pin trigger in/out function (available on DP932U only)	DP900-DIGITALIO
DP900 Rack Mount Kit (for a single instrument)	RM-1-DP800
DP900 Rack Mount Kit (for two instruments side-by-side)	RM-2-DP800

### NOTE:

For purchasing models, accessories, and options, please contact local RIGOL office.

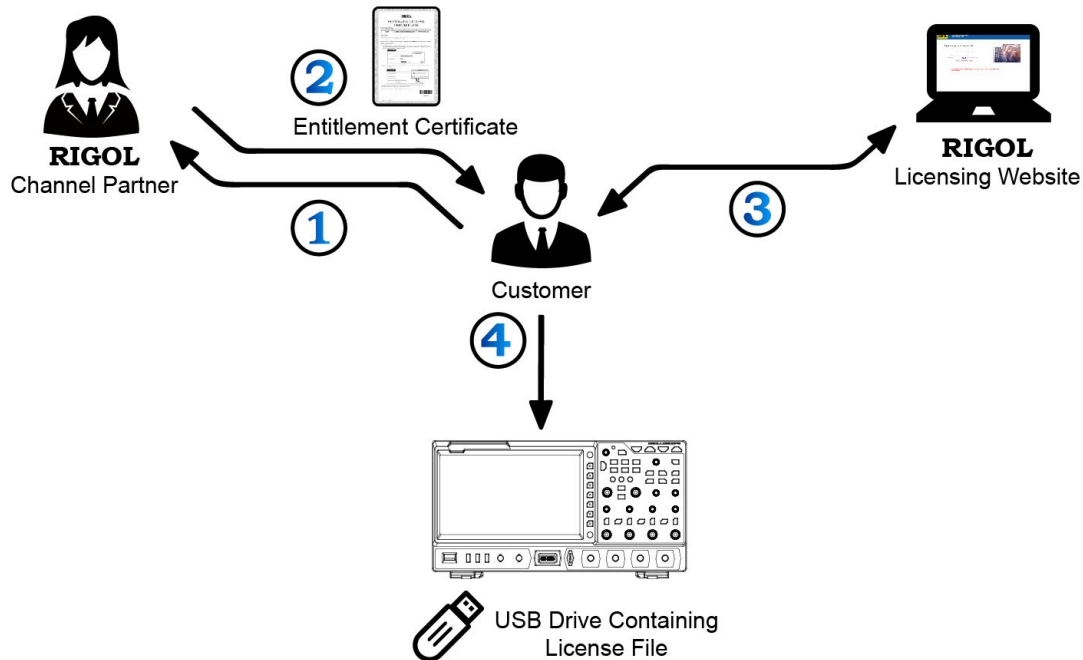


# Warranty Period

---

Three years for the mainframe, excluding the accessories.

# Option Ordering and Installation Process



1. According to the usage requirements, please purchase the specified function options from **RIGOL Sales Personnel**, and provide the serial number of the instrument that needs to install the option.
2. After receiving the option order, the **RIGOL** factory will mail the paper software product entitlement certificate to the address provided in the order.
3. Log in to **RIGOL** official website for registration. Use the software key and instruments serial number provided in the entitlement certificate to obtain the option license code and the option license file.
4. Download the option license file to the root directory of the USB storage device, and connect the USB storage device to the instrument properly. After the USB storage device is successfully recognized, the **Option install** menu is activated. Press this menu key to start installing the option.