

Product Datasheet - Technical Specifications



More information in our Web-Shop at ► www.meilhaus.com

Your contact

Technical and commercial sales, price information,
quotations, demo/test equipment, consulting:

Tel.: +49 - (0)81 41 - 52 71-0

E-Mail: sales@meilhaus.com

Meilhaus Electronic GmbH
Am Sonnenlicht 2
82239 Alling/Germany


Tel. +49 - (0)81 41 - 52 71-0 E-
Mail sales@meilhaus.com

Mentioned company and product names may be registered trademarks of the respective companies. Errors and omissions excepted. © Meilhaus Electronic.

Keysight E4982A LCR Meter 1 MHz to 300 MHz/500 MHz/1 GHz/3 GHz

New Standard for High-Speed Component Tests

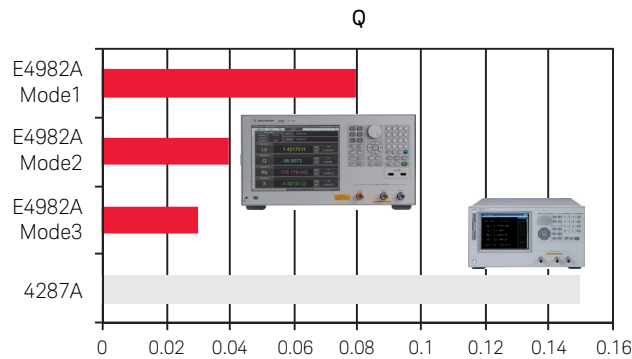
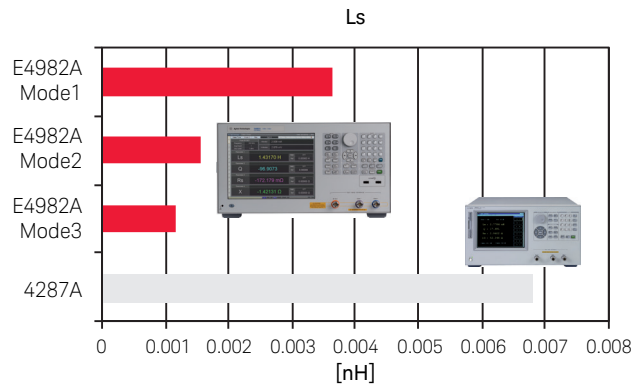
The Keysight E4982A LCR meter provides the best performance for the passive component manufacturing such as SMD inductors and EMI filters, where impedance testing at high frequencies is required. The E4982A is compatible to 4287A for Drop-in replacement.



3.5 mm (female) test port

Small test head (same size as 4287A)

Measurement variation comparison



DUT: 10 nH (Q = 15)
 Condition: 100 MHz, 0.5 V, AVG = 1 (3 sigma when 100 times measurements)

Key features

Unparalleled measurement speed and repeatability

- 0.9 msec (measurement time mode 1)
- 2.1 msec (measurement time mode 2)
- 3.7 msec (measurement time mode 3)
- Low variation for repeatability

Excellent accuracy and wide impedance range

- 11 parameters: |Z|, |Y|, L, C, R, X, G, B, D, Q, ϕ
- Measurement range from 0.14 Ω to 4.8 k Ω (within 10% accuracy)
- 0.8% basic accuracy
- Sophisticated calibration/compensation method with calibration wizard function

System Integration Capability with 4287A compatibility

- SCPI commands
- GPIB, LAN, USB, Handler interface
- Cable extension and small test head (the same size as the 4287A)
- Multi-function comparator
- Contact check using DCR measurement function

New functions which are not in 4287A

- List measurement up to 201 points/table, table and plot format
- User defined function keys/parameters
- Undo recall/preset
- Context sensitive embedded help

Main model options

Model	Description
E4982A	LCR meter
E4982A-030	1 MHz to 300 MHz
E4982A-050	1 MHz to 500 MHz
E4982A-100	1 MHz to 1 GHz
E4982A-300	1 MHz to 3 GHz

Other options

Model	Description
E4982A-004	Working standard set
E4982A-020	Test fixture extension cable set
E4982A-700	16195B calibration kit
E4982A-710	Test fixture stand
E4982A-720	3.5 mm to 7 mm adapter
E4982A-810	Keyboard
E4982A-820	Mouse
E4982A-1A7	17025 compliant calibration
E4982A-A6J	ANSI Z540 compliant calibration

For more details on the option configuration, refer to the configuration guide 5990-9912EN.

Application support literature

Literature	Part number
Impedance measurement handbook	5950-3000

Upgrade options

For more details on the option configuration, refer to the configuration guide 5990-9912EN.

www.keysight.com/find/lcrmeters

Please consult with your distributor for final pricing.

Recommended accessories

DUT	Fixture type	Model	Description
Lead	Axial/radial	16092A	≤ 500 MHz
		16094A	≤ 2 GHz, -55 to $+200$ °C
		16092A	$\geq 1.6 \times 0.8$ (mm), ≤ 500 MHz
SMD/chip	SMD/chip	16192A	$\geq 1.0 \times 0.5$ (mm), ≤ 2 GHz
		16196A/B/C/D	1608 (A), 1005 (B), 0603 (C), 0402 (D) in mm code, ≤ 3 GHz
		16194A	≤ 2 GHz, -55 to 200 °C
		16197A	$\geq 0.6 \times 0.3$ (mm), ≤ 3 GHz
		External DC bias	16200B

For other accessories, refer to the configuration guide 5990-9912EN.

For additional literature and product information, refer to following literature

Literature	Part number
Brochure	5990-9911EN
Data Sheet	5990-9882EN
Configuration Guide	5990-9912EN