

Product Datasheet - Technical Specifications



More information in our Web-Shop at ► www.meilhaus.com

Your contact

Technical and commercial sales, price information,
quotations, demo/test equipment, consulting:

Tel.: **+49 - (0)81 41 - 52 71-0**

FAX: **+49 - (0)81 41 - 52 71-129**

E-Mail: sales@meilhaus.com

Meilhaus Electronic GmbH
Am Sonnenlicht 2
82239 Alling/Germany

Tel. **+49 - (0)81 41 - 52 71-0**
Fax **+49 - (0)81 41 - 52 71-129**
E-Mail sales@meilhaus.com

Mentioned company and product names may be registered trademarks of the respective companies. Errors and omissions excepted. © Meilhaus Electronic.



R&S® NGA100 POWER SUPPLY SERIES

Linear. Accurate. Affordable.



The R&S® NGA100 power supplies are linear, compact and easy to use. All models have excellent readback accuracy with a low-current range for demanding measurements.

Features such as data logging, arbitrary waveforms, built-in statistics and remote sensing make the instruments ideal for various bench applications. Equipped with a number of different remote interfaces, including USB and Ethernet, the R&S® NGA100 power supplies are also great for automated tests. Advanced protective functions keep devices connected and power supplies safe.

The perfect choice for

R&D	Manufacturing
IoT and low-power designs	General purpose and education

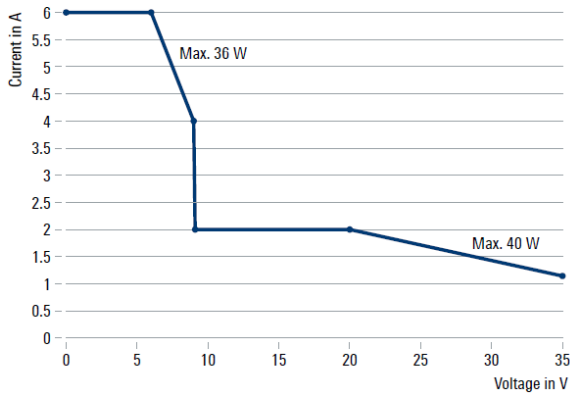
¹⁾ R&S® NGA101, R&S® NGA102
²⁾ R&S® NGA141, R&S® NGA142

Key specifications	
Number of channels	1 or 2
Maximum output power	40 W or 80 W
Voltage per channel	0 V to 35 V or 100 V
Maximum current per channel	2 A or 6 A
Ripple and noise (20 Hz to 20 MHz)	< 0.5 mV (RMS), < 500 µA (RMS) ¹⁾ or < 1.5 mV (RMS), < 500 µA (RMS) ²⁾
Readback accuracy	< 0.02 % + 5 mV, < 0.03 % + 500 µA ¹⁾ or < 0.02 % + 10 mV, < 0.03 % + 500 µA ²⁾

Your benefit	Features
Linear design	The linear design of the output stages allows the R&S® NGA100 power supplies to operate with minimal residual ripple and noise, supplying extremely stable output voltage and current.
FlexPower	The R&S® NGA100 power supplies operate with maximum power at various operating points and cover far more applications than single-range power supplies.
Channel fusion	Activate channel fusion in either serial or parallel mode and the device will act like a single-channel version of itself with double voltage or current capabilities.
Low-current measurement range	IoT devices can have multiple sleep modes where current consumption is very low. To accurately determine these operating states, R&S® NGA100 power supplies have a low-current measurement range.

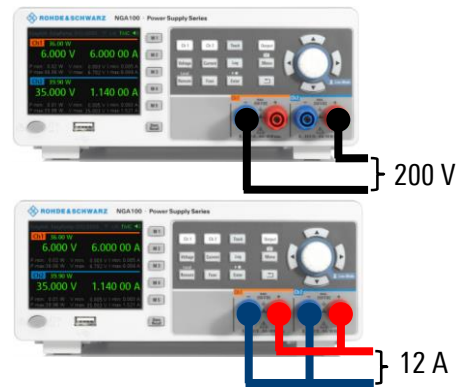
FlexPower

R&S®NGA101/R&S®NGA102 FlexPower curve per output



The R&S®NGA100 series operates with maximum power at various operating points and covers far more applications than single-range power supplies.


Channel fusion



Activate channel fusion in either serial or parallel mode and the device will act like a single-channel version of itself. In serial mode, the outputs are connected internally, while the parallel mode requires external wiring.

Ordering information

Base unit	Type
One-channel power supply, 40 W, 35 V / 6 A	R&S®NGA101
Two-channel power supply, 80 W, 4 x 35 V / 6 A	R&S®NGA102
One-channel power supply, 40 W, 100 V / 2 A	R&S®NGA141
Two-channel power supply, 80 W, 2 x 100 V / 2 A	R&S®NGA142
Software options	
Wireless LAN remote control	R&S®NGA-K102
Digital trigger I/O	R&S®NGA-K103
System components	
19" rack adapter, 2 HU	R&S®HZN96



R&S®NGA101

One output
Max. 40 W total output power
Max. 35 V or max. 6 A per output

R&S®NGA102

Two outputs
Max. 80 W total output power
Max. 35 V or max. 6 A per output
Max. 70 V in serial or max. 12 A in parallel mode

R&S®NGA141

One output
Max. 40 W total output power
Max. 100 V or max. 2 A per output

R&S®NGA142

Two outputs
Max. 80 W total output power
Max. 100 V or max. 2 A per output
Max. 200 V in serial or max. 4 A in parallel mode

Features



EasyRamp



Channel fusion



EasyArb



Remote sensing



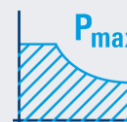
Built-in measurements



Data logging



Save/recall device settings



FlexPower



Digital trigger I/O



High accuracy