

## Product Datasheet - Technical Specifications



More information in our Web-Shop at ► [www.meilhaus.com](http://www.meilhaus.com)

### Your contact

Technical and commercial sales, price information,  
quotations, demo/test equipment, consulting:

Tel.: **+49 - (0)81 41 - 52 71-0**

FAX: **+49 - (0)81 41 - 52 71-129**

E-Mail: [sales@meilhaus.com](mailto:sales@meilhaus.com)

**Meilhaus Electronic GmbH**  
Am Sonnenlicht 2  
82239 Alling/Germany

Tel. **+49 - (0)81 41 - 52 71-0**  
Fax **+49 - (0)81 41 - 52 71-129**  
E-Mail [sales@meilhaus.com](mailto:sales@meilhaus.com)

Mentioned company and product names may be registered trademarks of the respective companies. Errors and omissions excepted. © Meilhaus Electronic.

BROADBAND ANTENNAS

# OMNILOG<sup>®</sup> PRO

SERIES

Omni-directional broadband antenna with up to 18 GHz frequency range and high gain



## Highlights:

- Perfectly usable with spectrum analyzers for omnidirectional measurements
- Magnetic base or mounting bracket included
- Very compact design, lightweight

**AARONIA AG**  
WWW.AARONIA.DE



MADE IN GERMANY

# OmniLOG® PRO Series

The new OmniLOG PRO series consists of ultra-wideband and cost-effective receive antennas.




These broadband antennas are excellent for radial isotropic measurements, interference detection or frequency monitoring in conference rooms, but is also perfect to use outdoors, e.g. with the magnetic base on a car. Depending on the type, they cover all RF sources from VHF to K-band (for example, radio and TV, mobile communications, DECT, Bluetooth and WLAN, etc.).

Each OmniLOG PRO is equipped with a high-tech antenna housing suitable for outdoor use (IP65 certified) as protection against environmental influences. The magnetic antenna base allows temporary fixed installation, for example on the car roof.

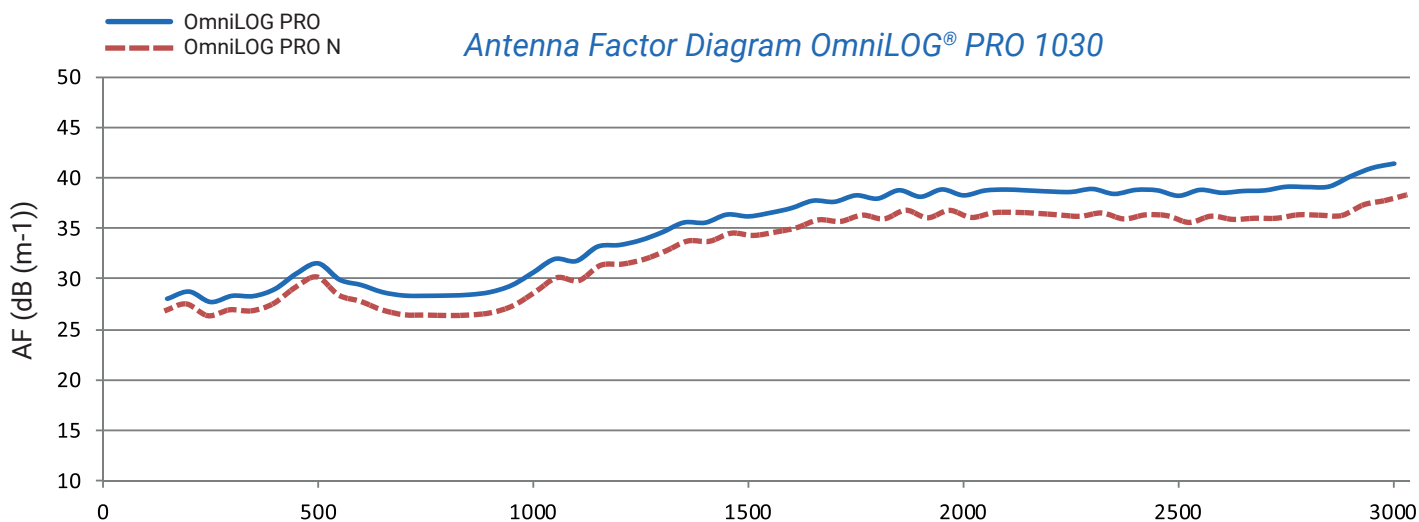
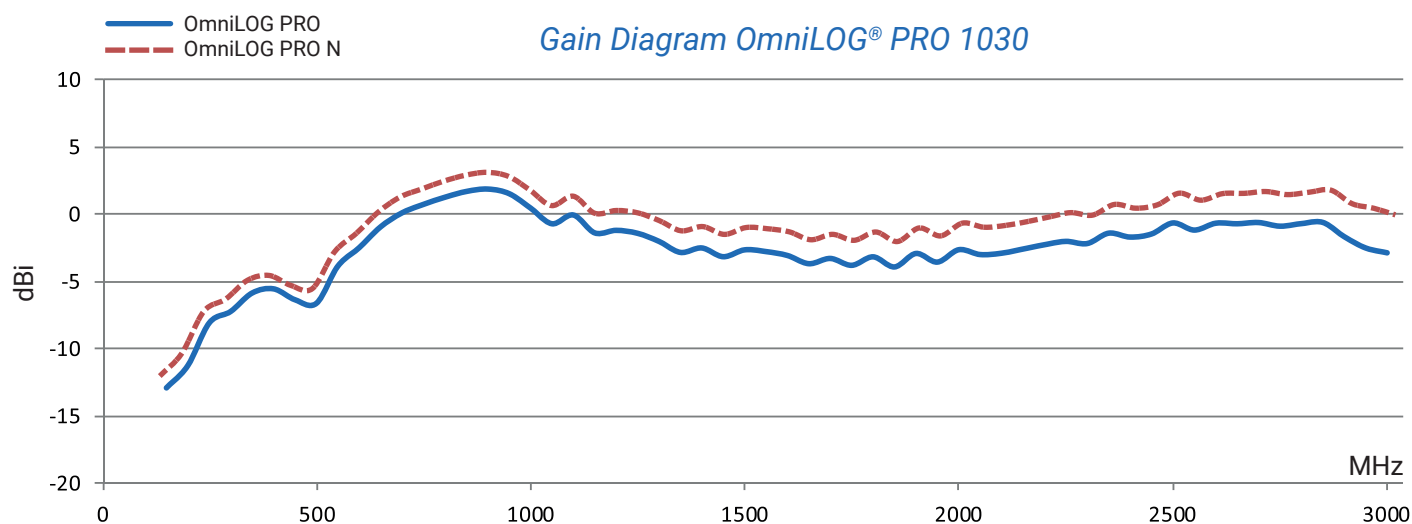
The OmniLOG PRO undergoes rigorous testing in our laboratories before shipment. This guarantees the highest quality standards.

 **MADE IN GERMANY**



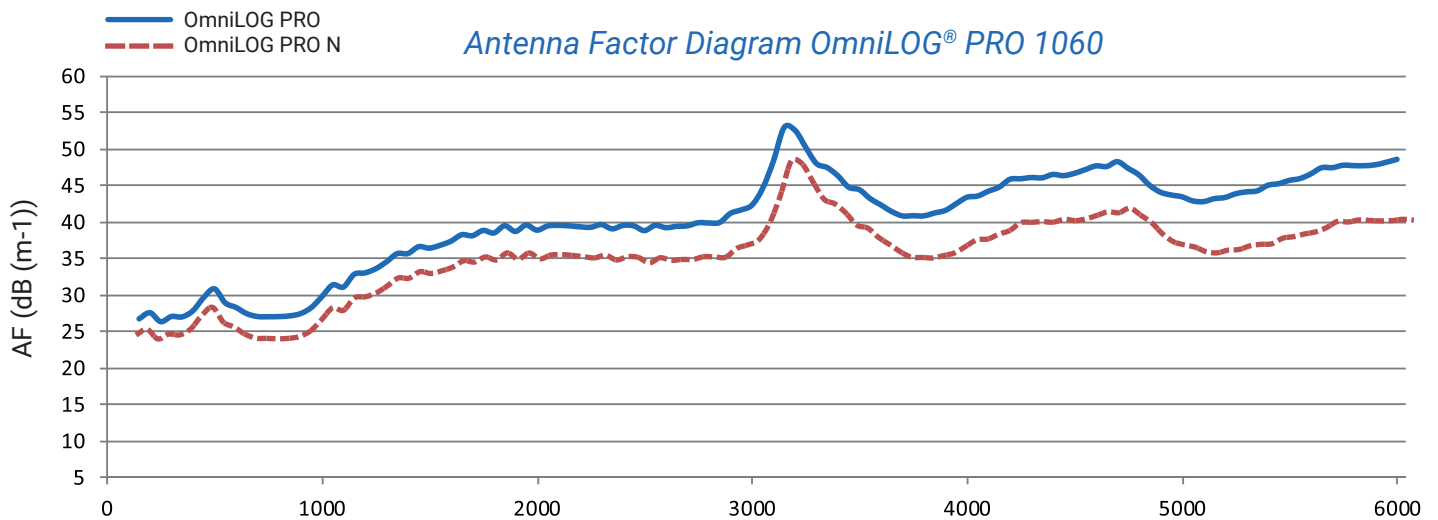
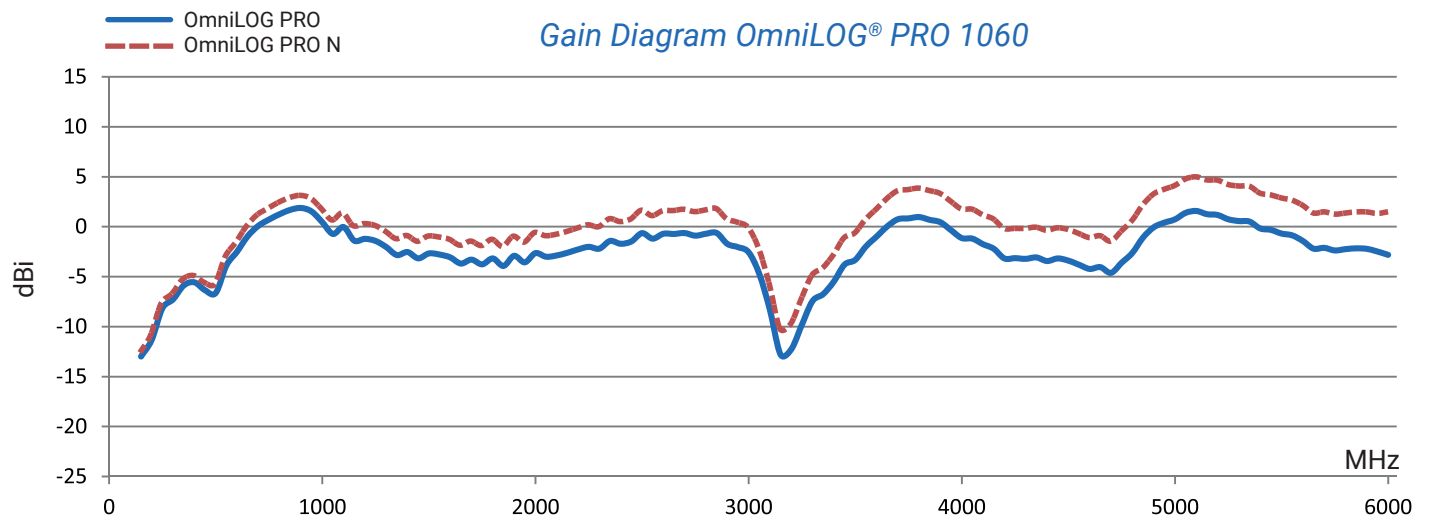
# Specifications

	OmniLOG® PRO 1030	OmniLOG® PRO N 1030
Frequency Range	150 MHz – 3 GHz (usable from 80 MHz)	
Design	Radial isotrop	
Polarisation	Vertical, linear	
RF Connection	SMA (male)	N (f)
Nominal Impedance	50 Ohm	
Gain (max.)	2 dBi	5 dBi
VSWR (typ.)	< 2,5:1	
Max. Input Power	1 W	
Temperature Range	- 40° C – + 70° C	
Relative Humidity	0 % – 95 %	
Dimensions	Ø 8.4 x H 9.6 (incl. magnetic base)	Ø 3.6 x H 11 (excl. mounting bracket)
Accessories included	Magnetic base with 3.6 m cable	Mounting bracket, bracket holder with screws, N to SMA adapter
Weight	600 g	255 g



# Specifications

	OmniLOG® PRO 1060	OmniLOG® PRO N 1060
Frequency Range	150 MHz – 6 GHz (usable from 80 MHz)	
Design	Radial isotrop	
Polarisation	Vertical, linear	
RF Connection	SMA (male)	N (f)
Nominal Impedance	50 Ohm	
Gain (max.)	2 dBi	5 dBi
VSWR (typ.)	< 2,5:1	
Max. Input Power	1 W	
Temperature Range	- 40° C – + 70° C	
Relative Humidity	0 % – 95 %	
Dimensions	Ø 8.4 x H 9.6 (incl. magnetic base)	Ø 3.6 x H 11 (excl. mounting bracket)
Accessories included	Magnetic base with 3.6 m cable	Mounting bracket, bracket holder with screws, N to SMA adapter
Weight	600 g	255 g

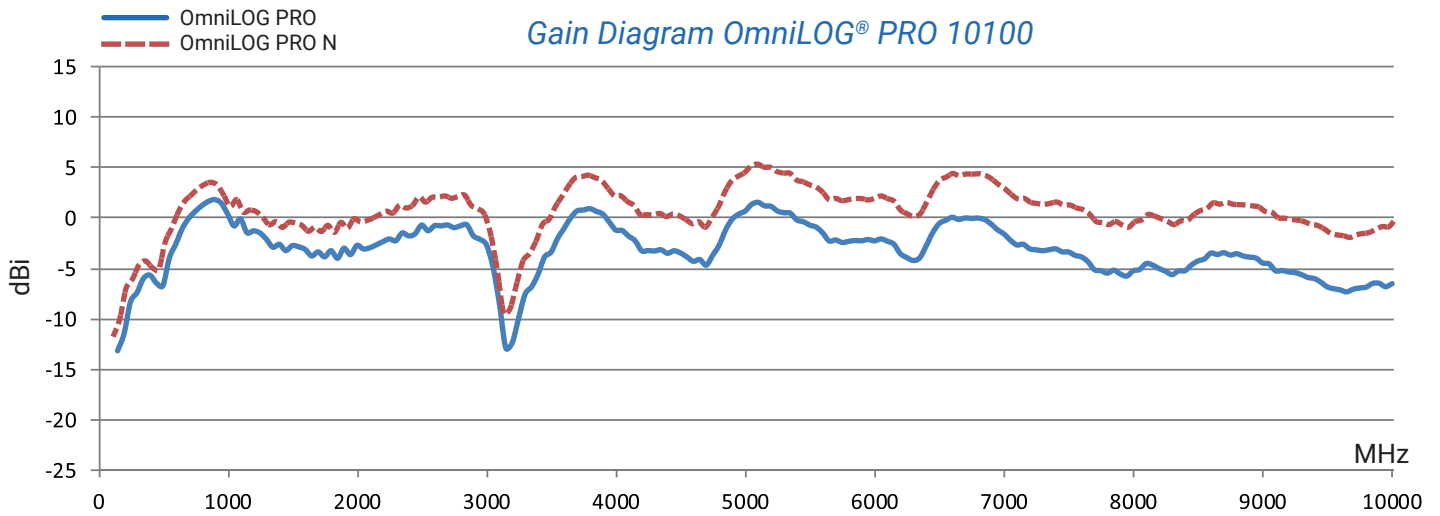




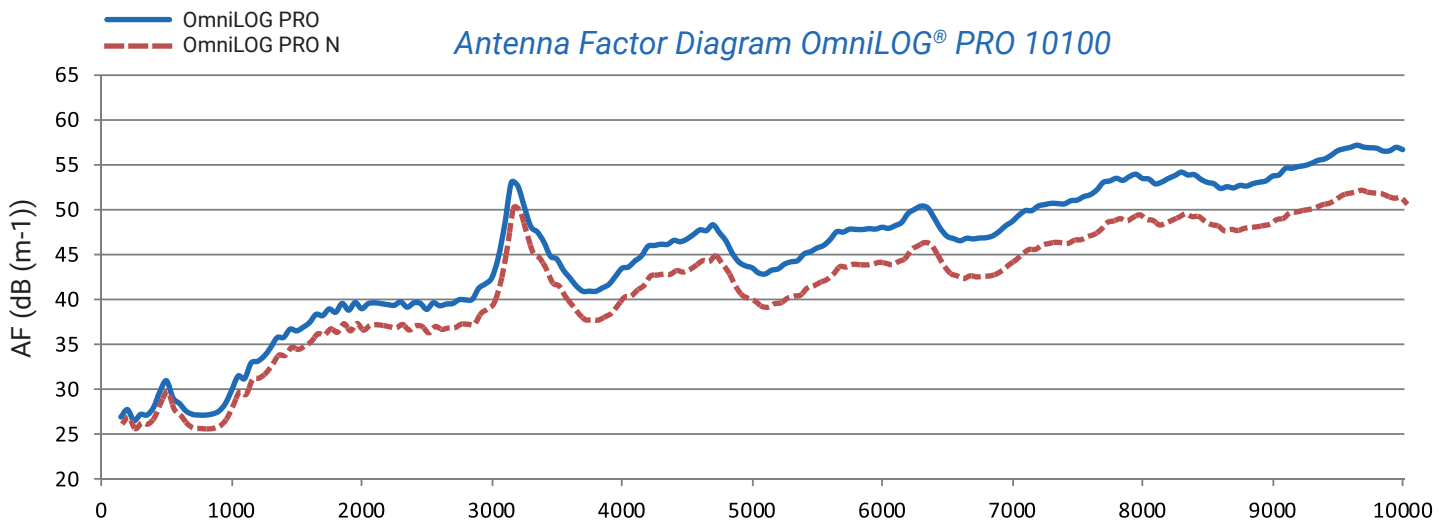
# Specifications

	OmniLOG® PRO 10100	OmniLOG® PRO N 10100
Frequency Range	150 MHz – 10 GHz (usable from 80 MHz)	
Design	Radial isotrop	
Polarisation	Vertical, linear	
RF Connection	SMA (male)	N (f)
Nominal Impedance	50 Ohm	
Gain (max.)	2 dBi	5 dBi
VSWR (typ.)	< 2,5:1	
Max. Input Power	1 W	
Temperature Range	- 40° C – + 70° C	
Relative Humidity	0 % – 95 %	
Dimensions	Ø 8.4 x H 9.6 (incl. magnetic base)	Ø 3.6 x H 11 (excl. mounting bracket)
Accessories included	Magnetic base with 3.6 m cable	Mounting bracket, bracket holder with screws, N to SMA adapter
Weight	600 g	255 g

Gain Diagram OmniLOG® PRO 10100



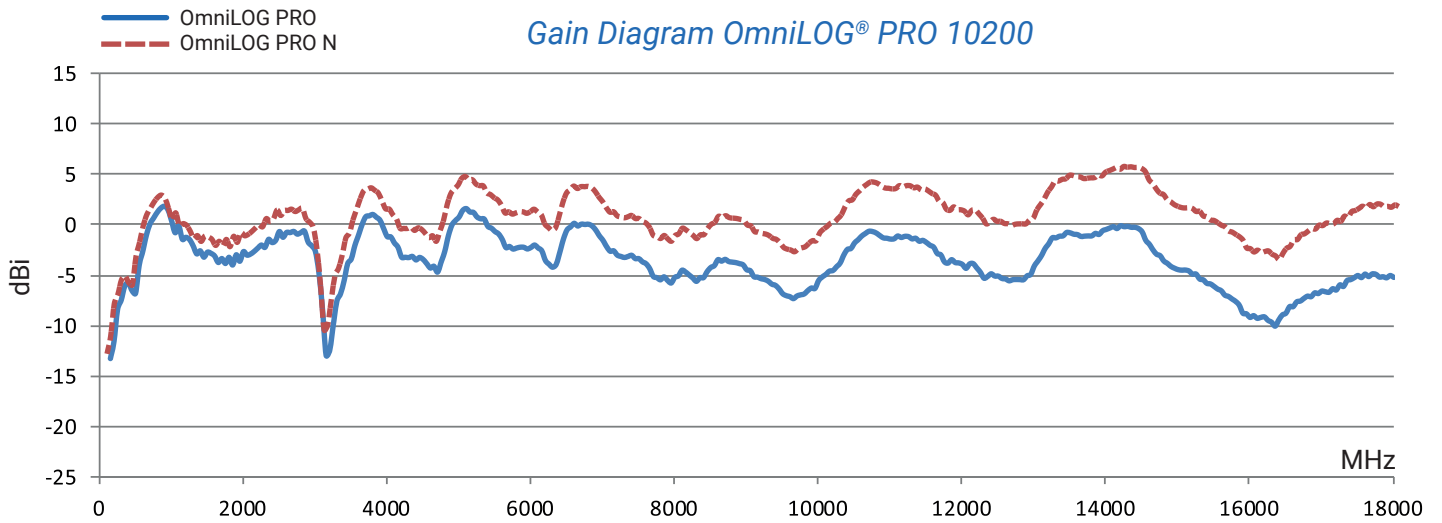
Antenna Factor Diagram OmniLOG® PRO 10100



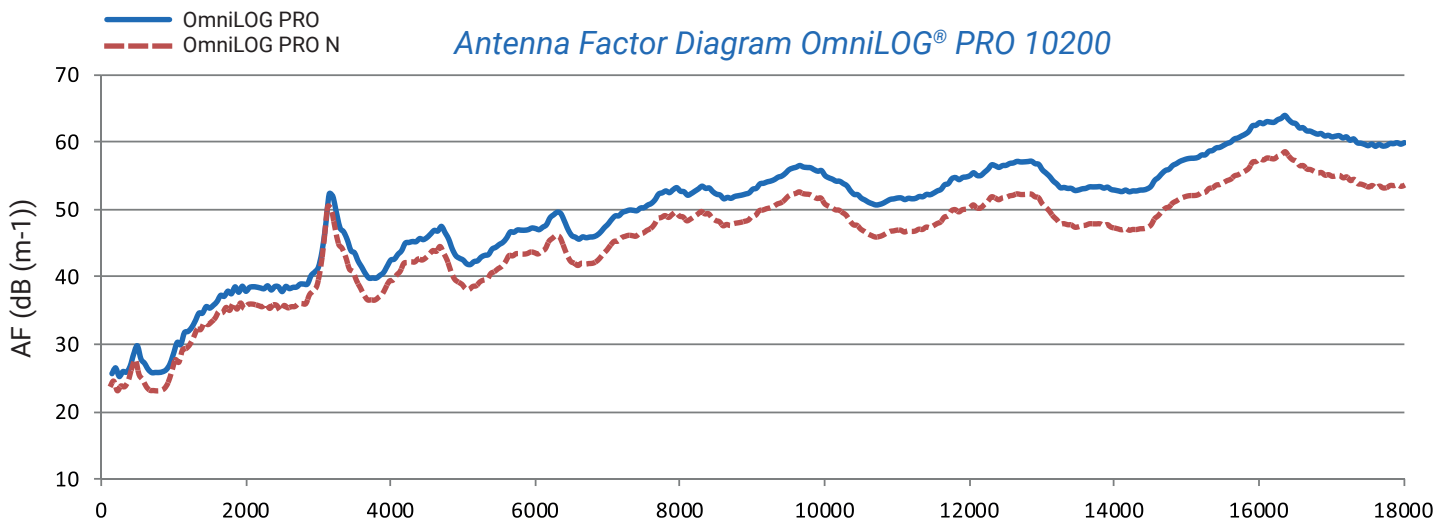
# Specifications

	OmniLOG® PRO 10200	OmniLOG® PRO N 10200
Frequency Range	150 MHz – 18 GHz (usable from 80 MHz to 20 GHz)	
Design	Radial isotrop	
Polarisation	Vertical, linear	
RF Connection	SMA (male)	N (f)
Nominal Impedance	50 Ohm	
Gain (max.)	2 dBi	5 dBi
VSWR (typ.)	< 2,5:1	
Max. Input Power	1 W	
Temperature Range	- 40° C – + 70° C	
Relative Humidity	0 % – 95 %	
Dimensions	Ø 8.4 x H 9.6 (incl. magnetic base)	Ø 3.6 x H 11 (excl. mounting bracket)
Accessories included	Magnetic base with 3.6 m cable	Mounting bracket, bracket holder with screws, N to SMA adapter
Weight	600 g	255 g

Gain Diagram OmniLOG® PRO 10200



Antenna Factor Diagram OmniLOG® PRO 10200







# REFERENCES



## Selected Aaronia Clients

### Government, Military, Aeronautic, Astronautic

- **NATO**, Belgium
- **Department of Defense (DoD)**, USA
- **Department of Defence**, Australia
- **Airbus**, Germany
- **Boeing**, USA
- **German Armed Forces**, Germany
- **NASA**, USA
- **Lockheed Martin**, USA
- **Lufthansa**, Germany
- **German Aerospace Center (DLR)**, Germany
- **Eurocontrol**, Belgium
- **EADS**, Germany
- **Drug Enforcement Administration (DEA)**, USA
- **Federal Bureau of Investigation (FBI)**, USA
- **Federal Criminal Police Office (BKA)**, Germany
- **Federal Police**, Germany
- **Ministry of Defence**, Netherlands

### Research/Development, Science and Universities

- **MIT - Physics Department**, USA
- **California State University**, USA
- **Indonesian Institute of Science (LIPI)**, Indonesia
- **Los Alamos National Laboratory (LANL)**, USA
- **University of Bahrain**, Bahrain
- **University of Florida**, USA
- **University of Victoria**, Canada
- **University of Newcastle**, United Kingdom
- **University of Durham**, United Kingdom
- **University Strasbourg**, France
- **University of Sydney**, Australia
- **University of Athen**, Greece
- **University of Munich**, Germany
- **Technical University of Hamburg**, Germany
- **Max-Planck Inst. for Radio Astronomy**, Germany
- **Max-Planck Inst. for Nuclear Physics**, Germany
- **Research Centre Karlsruhe**, Germany

### Industry

- **IBM**, Switzerland
- **Intel**, Germany
- **Shell Oil Company**, USA
- **ATI**, USA
- **Microsoft**, USA
- **Motorola**, Brazil
- **Audi**, Germany
- **BMW**, Germany
- **Daimler**, Germany
- **Volkswagen**, Germany
- **BASF**, Germany
- **Siemens AG**, Germany
- **Rohde & Schwarz**, Germany
- **Infineon**, Austria
- **Philips**, Germany
- **ThyssenKrupp**, Germany
- **EnBW (Energie Baden-Württemberg)**, Germany
- **CNN**, USA
- **Duracell**, USA
- **German Telekom**, Germany
- **Bank of Canada**, Canada
- **NBC News**, USA
- **Sony**, Germany
- **Anritsu**, Germany
- **Hewlett-Packard**, Germany
- **Bosch**, Germany
- **Mercedes-Benz**, Austria
- **Osram**, Germany
- **DEKRA**, Germany
- **AMD**, Germany
- **Keysight**, China
- **Infineon Technologies**, Germany
- **Philips Semiconductors**, Germany
- **Hyundai Europe**, Germany
- **VIAVI**, Korea
- **Wilkinson Sword**, Germany
- **IBM Deutschland**, Germany
- **Nokia-Siemens Networks**, Germany

