

Product Datasheet - Technical Specifications



More information in our Web-Shop at ► www.meilhaus.com

Your contact

Technical and commercial sales, price information,
quotations, demo/test equipment, consulting:

Tel.: +49 - (0)81 41 - 52 71-0

E-Mail: sales@meilhaus.com

Meilhaus Electronic GmbH
Am Sonnenlicht 2
82239 Alling/Germany

Tel. +49 - (0)81 41 - 52 71-0 E-
Mail sales@meilhaus.com

Mentioned company and product names may be registered trademarks of the respective companies. Errors and omissions excepted. © Meilhaus Electronic.

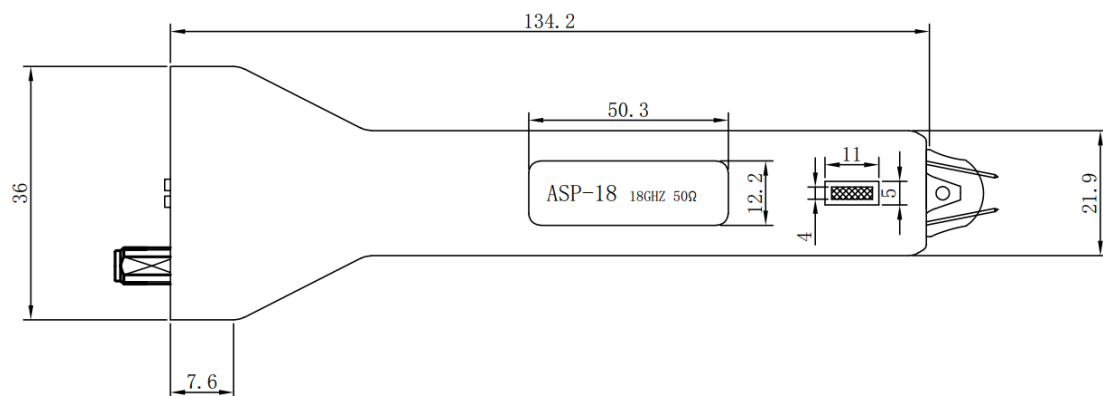
Adjustable Probe Datasheet

Introduction

When it is necessary to measure the impedance of electronic components such as circuit boards and wires, due to uneven spacing, it is necessary to make corresponding test probes and fixtures according to the test time.

With this adjustable probe, the distance between test probes can be adjusted between 0 MM- 6.5 MM through the built-in adjusting wheel, and the test can be carried out quickly.

Adjustable Single-Ended ASP-18

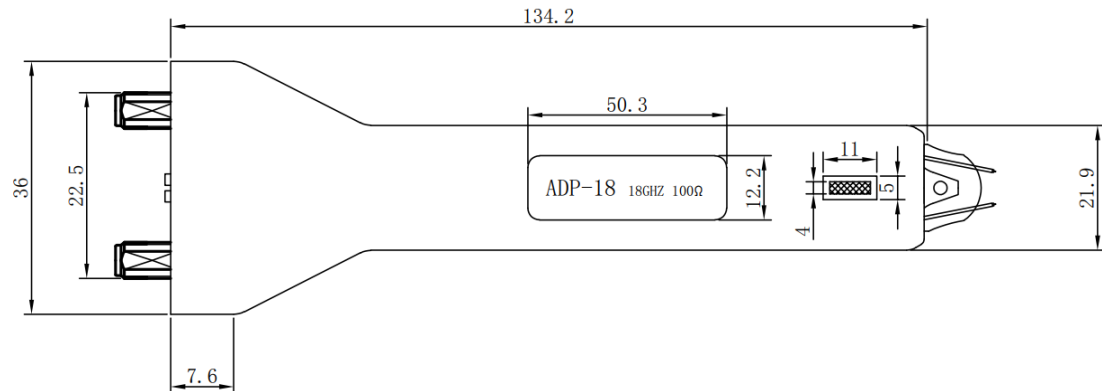


Product Technical Parameters

Project	Parameter
Probe Model	ASP-18
Probe Spacing	0-6.5 MM Adjustable
Probe Connector	SMA
Bandwidth	0-18 GHZ
Probe Impedence	50 Ω
Cable Impedence	50±0.5 Ω
Cable Connector	One end of the SMA is matched with the probe, the other end can choose N or SMA.
Repeatability and Stability of Probe	Test continuously for more than 100 times, R ≤ 2%
Cable Outside Diameter	5 MM

Note: The warranty period is 6 months

Adjustable Differential ADP-18

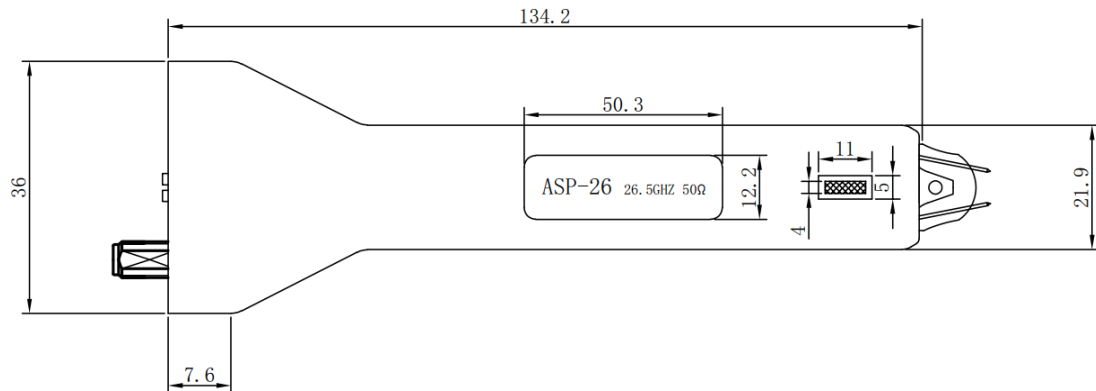


Product Technical Parameters

Project	Parameter
Probe Model	ADP-18
Probe Spacing	0-6.5 MM Adjustable
Probe Connector	SMA
Bandwidth	0-18 GHZ
Probe Impedence	100 Ω
Cable Impedence	50±0.5 Ω
Cable Connector	One end of the SMA is matched with the probe, the other end can choose N or SMA.
Repeatability and Stability of Probe	Test continuously for more than 100 times, $R \leq 2\%$
Cable Outside Diameter	5 MM

Note: The warranty period is 6 months

Adjustable Single-Ended ASP-26

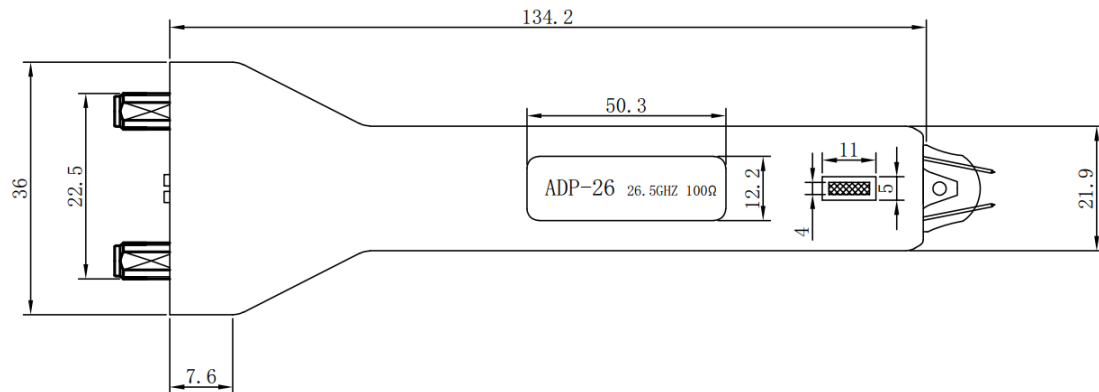


Product Technical Parameters

Project	Parameter
Probe Model	ASP-26
Probe Spacing	0-6.5 MM Adjustable
Probe Connector	SMA
Bandwidth	0-26.5 GHZ
Probe Impedence	50 Ω
Cable Impedence	50±0.5 Ω
Cable Connector	One end of the SMA is matched with the probe, the other end can choose N or SMA.
Repeatability and Stability of Probe	Test continuously for more than 100 times, $R \leq 2\%$
Cable Outside Diameter	5 MM

Note: The warranty period is 6 months

Adjustable Differential ADP-26



Product Technical Parameters

Project	Parameter
Probe Model	ADP-26
Probe Spacing	0-6.5 MM Adjustable
Probe Connector	SMA
Bandwidth	0-26.5 GHZ
Probe Impedence	100 Ω
Cable Impedence	50 \pm 0.5 Ω
Cable Connector	One end of the SMA is matched with the probe, the other end can choose N or SMA.
Repeatability and Stability of Probe	Test continuously for more than 100 times, $R \leq 2\%$
Cable Outside Diameter	5 MM

Note: The warranty period is 6 months