

## Product Datasheet - Technical Specifications



More information in our Web-Shop at ► [www.meilhaus.com](http://www.meilhaus.com) and in our download section.

### Your contact

**Technical and commercial sales, price information,  
quotations, demo/test equipment, consulting:**

Tel.: **+49 - 81 41 - 52 71-0**

FAX: **+49 - 81 41 - 52 71-129**

E-Mail: [sales@meilhaus.com](mailto:sales@meilhaus.com)

Downloads:

[www.meilhaus.com/en/infos/download.htm](http://www.meilhaus.com/en/infos/download.htm)

**Meilhaus Electronic GmbH** | Tel. **+49 - 81 41 - 52 71-0**  
Am Sonnenlicht 2 | Fax **+49 - 81 41 - 52 71-129**  
82239 Alling/Germany | E-Mail [sales@meilhaus.com](mailto:sales@meilhaus.com)

Mentioned company and product names may be registered trademarks of the respective companies. Prices in Euro plus VAT. Errors and omissions excepted.  
© Meilhaus Electronic.

[www.meilhaus.de](http://www.meilhaus.de)



# Site-Log LFC / LFCB Data Logger

## Product Specifications



### OVERVIEW

The Site-Log LFC/LFCB series data loggers are 8-channel, battery powered, stand alone current DC data loggers. The logger records up to 4 mega-byte of data and stores it in non-volatile flash memory for later retrieval. Input current signals can be from sensors, transducers, transmitters or any other common current sources.

Featuring an aluminum enclosure and conformal coating PCB, the Site-Log data logger has excellent performance in the harshest industrial environment.

Powered by a 16-bit ADC, the Site-Log data loggers are well suited to science and laboratory applications where precise and accurate measurement is critical.

### FEATURES

#### High Data Resolution:

The 16-bit analog-to digital converter meets most high-resolution requirements.

#### Large Memory Size:

The 4-Mega-Byte Memory stores years of measurements.

#### Programmable Input Ranges:


One on-board thermistor channel monitors ambient temperature. Seven range-programmable voltage external input channels cover wide measurement requirements.

#### Multiple Communication

#### Interfaces:

The Site-Log data loggers can be accessed via USB, MODEM, or Ethernet connections with auto baud rate of up to 115 kbps.

Its on-board TTL serial port and USB interfaces meet most communication requirements.



**10-Year Battery Life:**

The internal lithium battery provides over 10 years of instantaneous logging operation when sampling at an interval of one minute.


**Fast Sampling Mode:**

The Site-Log data loggers can log data with the sampling interval as fast as 20 milliseconds, replacing data acquisition devices.

**Alarm and Excitation Output:**


The Site-Log data logger notifies the alarm condition over alarm terminal strips or communication lines. (USB, Serial Port, MODEM)

Excitation control turns on the power of external transmitter/transducer only when the logger is sampling.



**Rugged Physical Design:**

The rugged aluminum enclosure and coated PCB makes the Site-Log data loggers perfect in the harshest industrial environment.

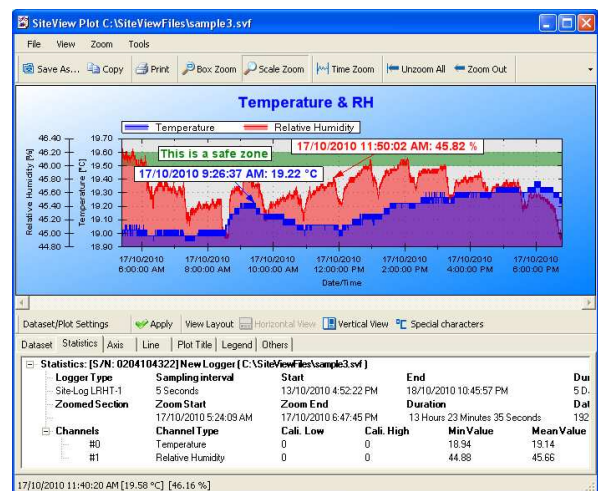


**Powerful Software:**

SiteView is a Windows-based application which works with the Site-Log Series data loggers for downloading, configuration, data analyzing and plotting.

Its user-friendly graphic interface plus powerful functionalities fit both novice and advanced users.

The versatility of custom equation and custom-line equation handle complicated measurement requirements.



## SPECIFICATIONS

<b>Product Identification</b>	
Product Name	Site-Log
Model	LFC-1,2,3, LFCB-1,2,3 (high accuracy)
<b>Inputs</b>	
Connections	Pluggable terminal block for seven external channels, excitation controls and alarm outputs.
Channels	One on-board thermistor temperature (-40°C ~ 70°C, -40°F ~ 158°F). Seven external Current DC. For LFC-1/LFCB-1: seven 4-20 mA channels. For LFC-2/LFCB-2: seven 50 mA channels. For LFC-3/LFCB-3: CH1: 50 mA, CH2: 50 mA, CH3: 50 mA, CH4: 4-20 mA, CH5: 4-20 mA, CH6: 4-20 mA, CH7: 4-20 mA.
Resolution	0.0018%
Accuracy	Thermistor channel: +/- 0.2°C(0°C ~ 70°C, 32°F ~ 158°F) LFC 4 – 20mA channel: +/- 0.15% FSR @ 25°C LFC 50mA channel: +/- 0.15% 2.5 – 50 mA @ 25°C, +/- 0.5% 0 – 2.5 mA @ 25°C LFCB current channel: +/- 0.1% FSR @ 25°C
Load Resistor	12 Ohms
Over-current protection	+/- 100 mA
<b>Alarms</b>	
Channel Alarms	Two editable alarm thresholds per channel.
Alarm Outputs	ALARM1 & A2/EXT terminal strips can be configured as alarm outputs. Alarm-On: MOSFET(N-Channel) switch on. Alarm-Off: MOSFET(N-Channel) switch off. Max Power: 200mA @ 24VDC. With purchase of SiteView software, the Site-Log can report alarm status to host PC via USB, Modem or Ethernet Device Server.
Alarm-On Delay:	Programmable 0 - 10 minutes delay with 1-minute increments.
Alarm Indicator	On-board LED lights in red when in alarm condition.
<b>On-board Memory</b>	
Capacity	4 Mega bytes (2 Mega measurements).
Data Retention	Over 20 years.
<b>Sampling &amp; Logging</b>	
Sampling Interval	20 milliseconds <sup>[1]</sup> to 12 hours user selectable.
Logging Mode	Stop recording or FIFO when memory is full.
Logging Activation	Programmable instant, start delay or field push-button activation.
<b>Communications</b>	
Interface	USB(USB cable included). AUX(RJ11) for direct TTL level communications. With purchase of DeviceServer Kit, the Site-Log logger can be connected to Ethernet for remote access.

Baud Rate	Auto-detect baud rate from 2400 to 115200 bps on both USB and AUX ports.
<b>Battery</b>	
Power	Built-in 3.6V Lithium Battery.
Life Cycle	10 years based on 1 minute sampling interval.
<b>Software</b>	
SiteView <sup>[2]</sup>	Configuration, downloading, plotting, real-time view, custom calibration and custom equation.
Software Requirements	Computer with 1.0 GHz or faster processor 256 MB Memory or higher 1.0 GB of available hard-drive space or higher Windows XP with SP2 or later, Vista, Window 7 At least one USB port or one COM port
<b>Physical</b>	
Material	Aluminum enclosure.
PCB Treatment	Conformal coating.
Dimension	88 X 64.2 X 24 mm (3.46 X 2.53 X 0.95 inches)
Weight	200g.
Mounting	Probe/Wall-mount holes for hanging/mounting.
<b>Others</b>	
LED Indicator	Tri-Color LED: (can be disabled for power saving) Normal Sampling: green when sampling Alarm: red when sampling Low Battery: amber when sampling.
Excitation Control	A2/EXT terminal strip can be configured as excitation control output for driving the power of connected devices. Warm-up delay Interval settings: 10 to 240 seconds with 10-second increments.
Operating Environment	-40 ~ +70°C (-40°F ~ 158°F), 0~95%RH non-condensing.
Clock Accuracy	+/- 1 minute per month.
Approvals	CE, FCC

[1]: Maximum enabled channel: 1 for 20ms interval, 2 for 30ms, 8 for 40ms or bigger interval.

[2]: Sold separately.

## LOGGING CAPACITY TABLE

Sampling Interval	Enabled Channel	Logging Capacity	Sampling Interval	Enabled Channel	Logging Capacity
1 minute	1	3.98 years	1 second	1	24 days
1 minute	2	727 days	1 second	2	12 days
1 minute	8	181 days	1 second	8	3 days
10 seconds	1	242 days	100 ms	1	58 hours
10 seconds	2	121 days	100 ms	2	29 hours
10 seconds	8	30 days	100 ms	8	7.2 hours