

Product Datasheet - Technical Specifications



More information in our Web-Shop at ► www.meilhaus.com

Your contact

Technical and commercial sales, price information,
quotations, demo/test equipment, consulting:

Tel.: **+49 - (0)81 41 - 52 71-0**

FAX: **+49 - (0)81 41 - 52 71-129**

E-Mail: sales@meilhaus.com

Meilhaus Electronic GmbH
Am Sonnenlicht 2
82239 Alling/Germany

Tel. **+49 - (0)81 41 - 52 71-0**
Fax **+49 - (0)81 41 - 52 71-129**
E-Mail sales@meilhaus.com

Mentioned company and product names may be registered trademarks of the respective companies. Errors and omissions excepted. © Meilhaus Electronic.

V_{1.0}

TBAS2



TEKBOX
DIGITAL SOLUTIONS

TBAS2 RF ATTENUATOR / TERMINATION SET



The TBAS2 RF attenuator set consists of a 3dB, 6dB, 10dB, 15dB, 20dB and 30dB SMA attenuators in a beech wood box. Furthermore it contains two pieces SMA 50 Ohm terminations.

V1.0

TBAS2

CONTENTS

1 SPECIFICATION	2
2 ORDERING INFORMATION	2
3 SAMPLE PLOTS	2-5

1. SPECIFICATION

Attenuators: 3, 6, 10, 15 dB +/- 0.5 dB
 20, 30 dB +/- 0.8 dB
 Frequency range: DC - 6GHz, VSWR < 1.2
 Power rating: 2W @ -55 to 70°C; up to 125°C with 50% power de-rating
 Connectors: SMA-male / SMA-female; bidirectional

Termination: 50 Ohm
 Frequency range: DC - 6GHz, VSWR < 1.1
 Power rating: 1W @ -55 to 70°C; up to 125°C with 50% power de-rating
 Connector: SMA-male

Dimensions: 150mm x 95mm x 45mm
 Weight: 490g



2. ORDERING INFORMATION

PART NUMBER	DESCRIPTION
TBAS2	1piece each 3dB, 6dB, 10dB, 15dB, 20dB, 30dB 6GHz, 1W, SMA attenuators, 2 pieces 50 Ohm SMA terminations

3. SAMPLE PLOTS

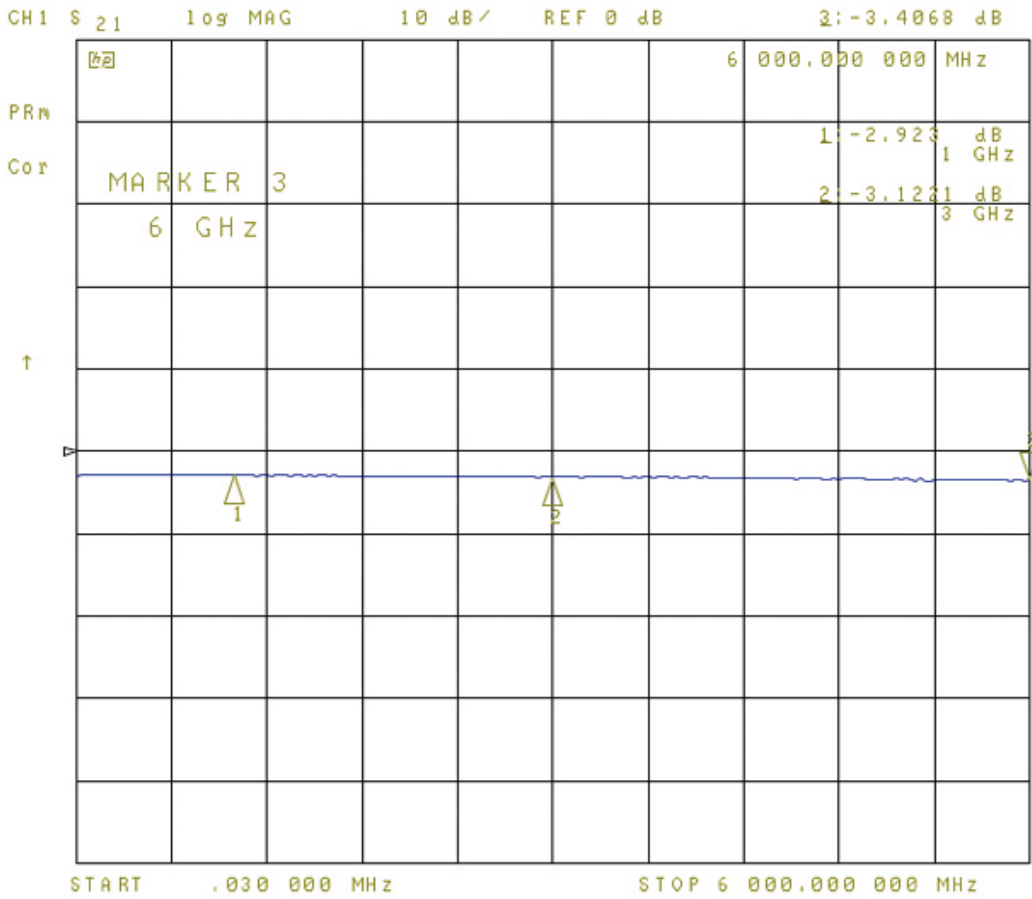


Figure 1 – 3dB Attenuator, S21

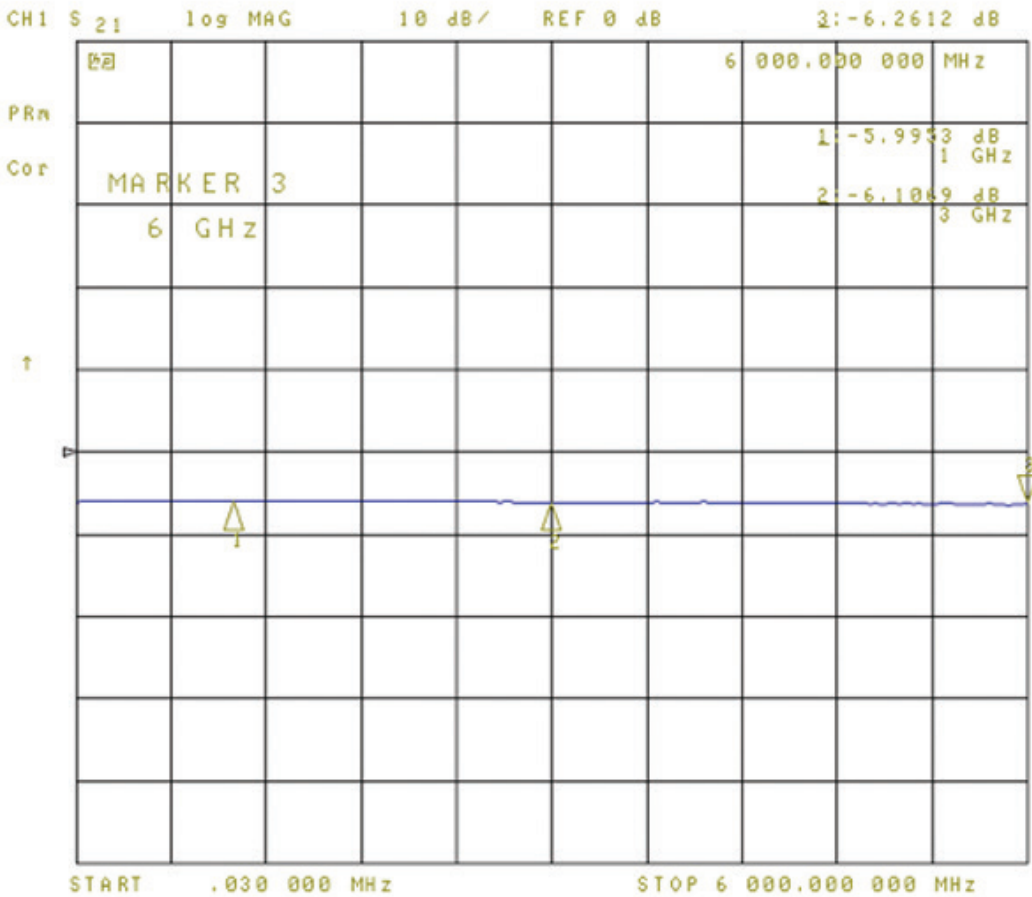


Figure 2 – 6dB Attenuator, S21

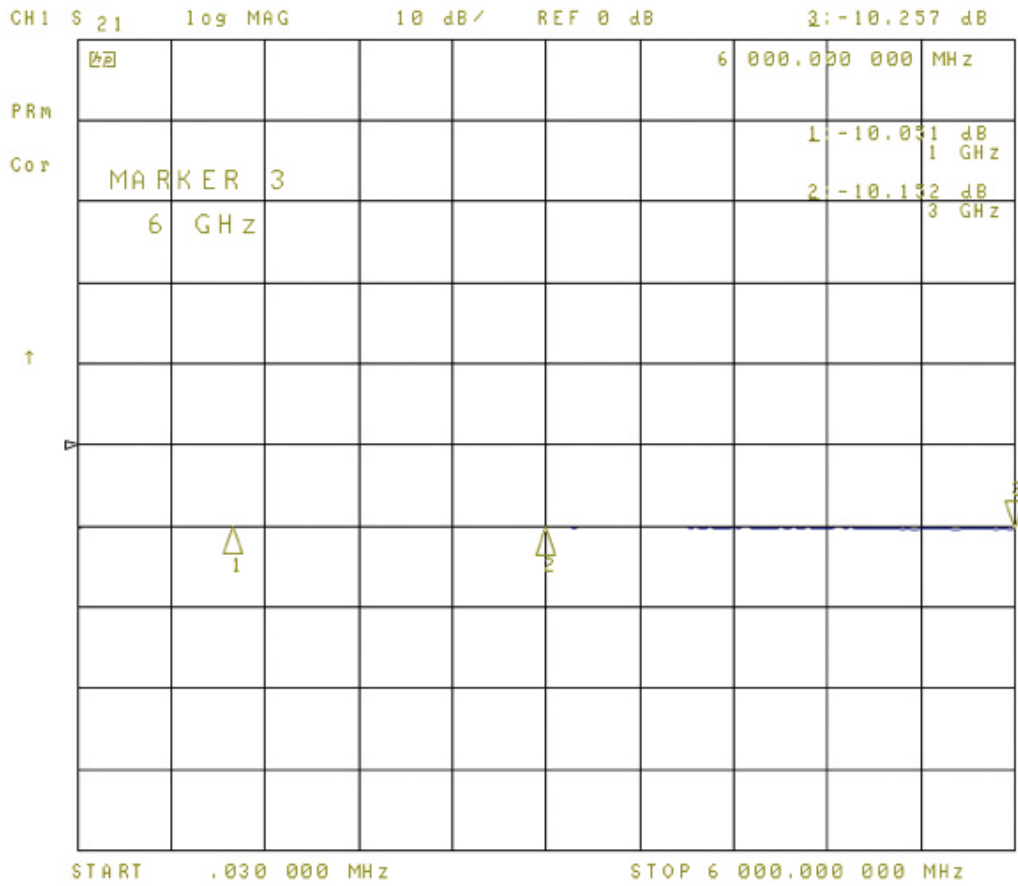


Figure 3 – 10dB Attenuator, S21

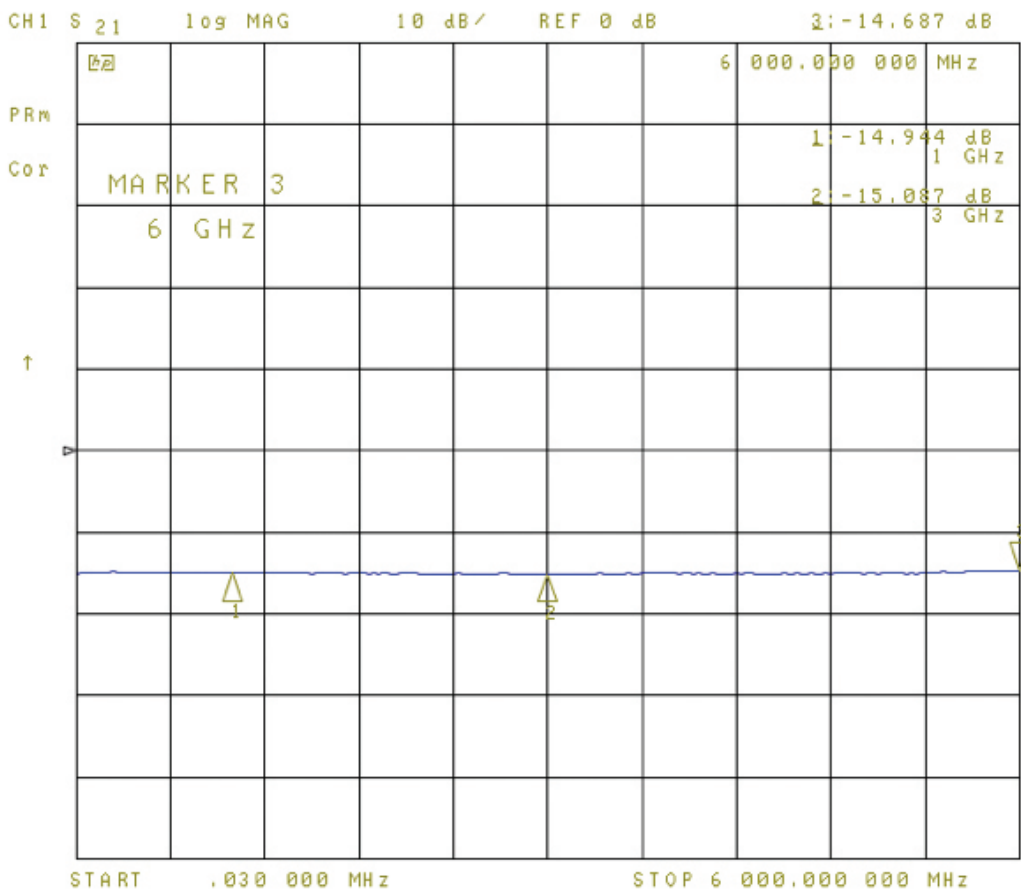


Figure 4 – 15dB Attenuator, S21

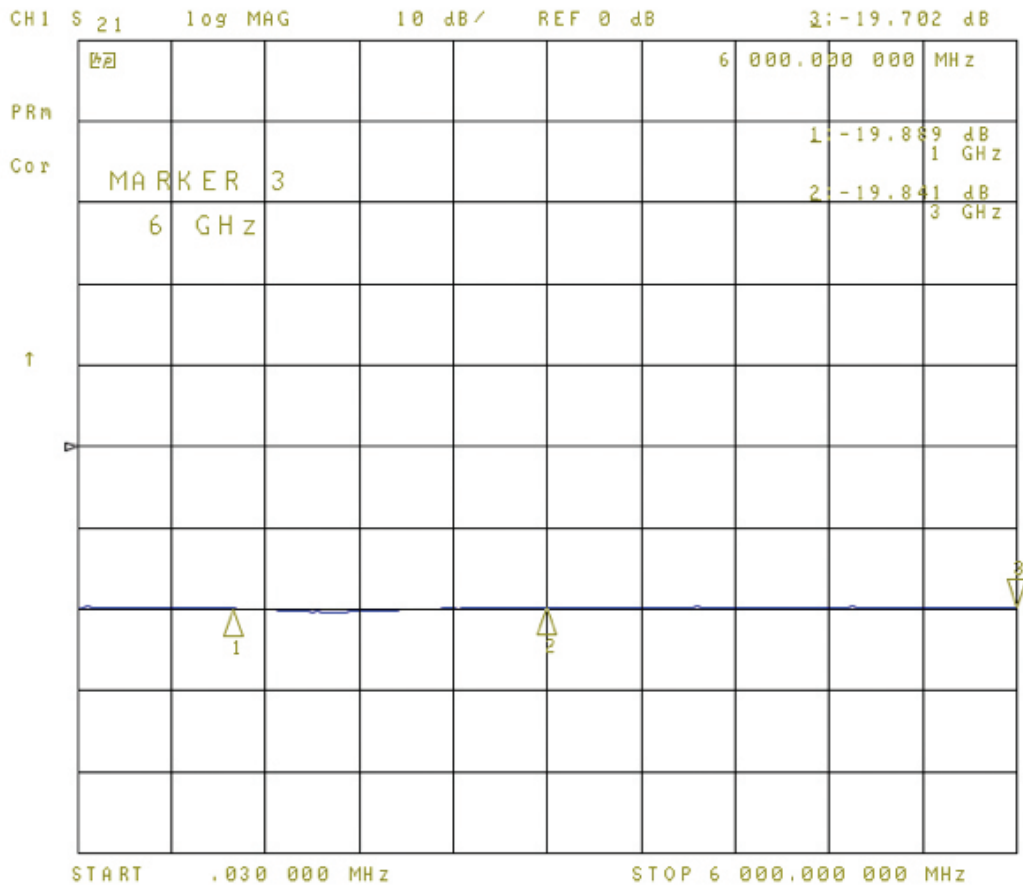


Figure 5 – 20dB Attenuator, S21

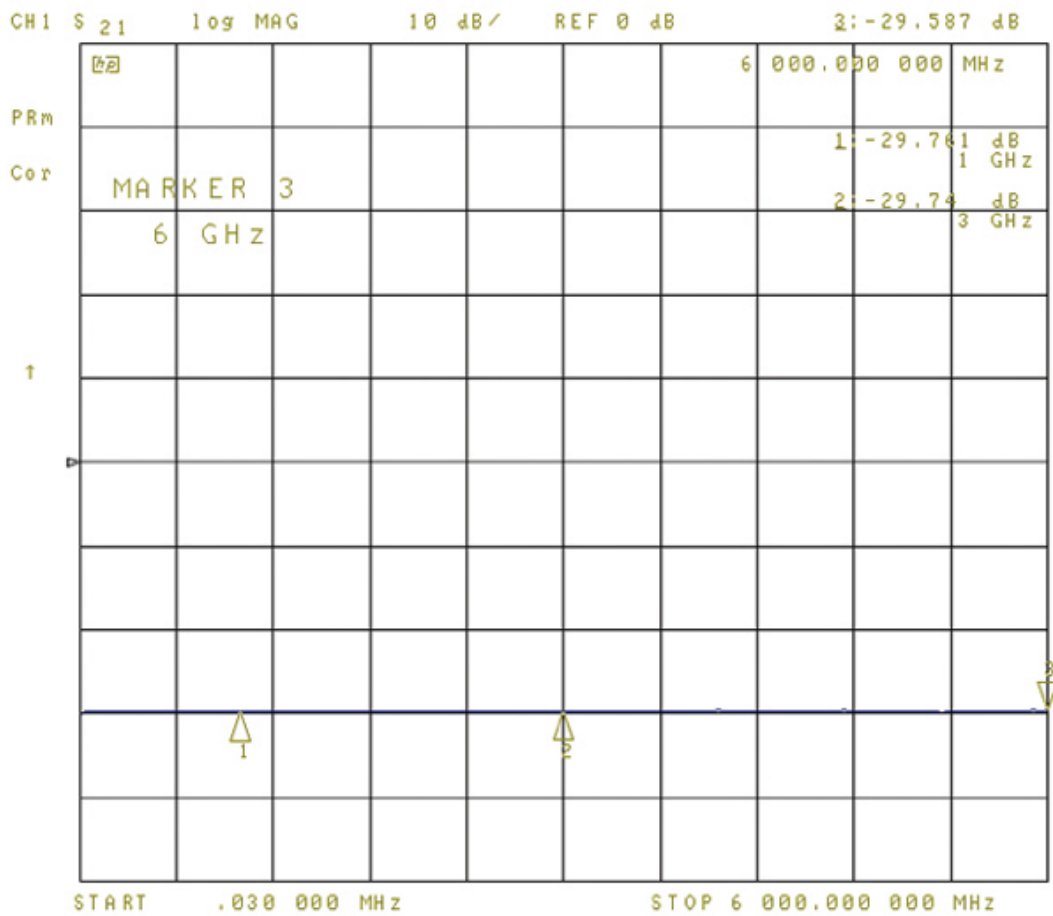


Figure 6 – 30dB Attenuator, S21