

Product Datasheet - Technical Specifications



More information in our Web-Shop at ► www.meilhaus.com

Your contact

Technical and commercial sales, price information,
quotations, demo/test equipment, consulting:

Tel.: +49 - (0)81 41 - 52 71-0

E-Mail: sales@meilhaus.com

Meilhaus Electronic GmbH
Am Sonnenlicht 2
82239 Alling/Germany

Tel. +49 - (0)81 41 - 52 71-0 E-
Mail sales@meilhaus.com

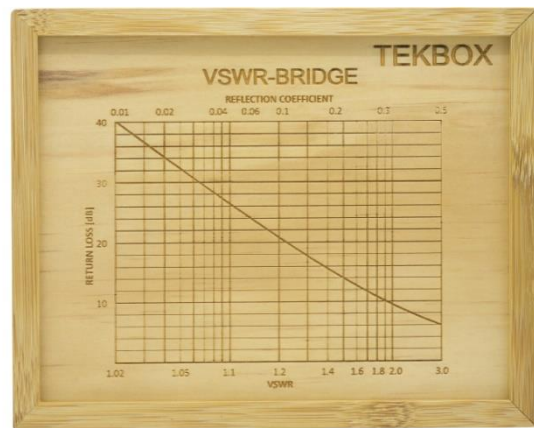
Mentioned company and product names may be registered trademarks of the respective companies. Errors and omissions excepted. © Meilhaus Electronic.

50 Ω High Power VSWR Bridge

1 Introduction

The TBSWR-200K500 high power VSWR - bridge is designed for forward / reverse power measurement in EMC immunity test setups with BCI probes (Substitution Method) and general high power applications in the HF and VHF range. The bridge combines the wide frequency range and directivity of a directional bridge and the low insertion loss and power handling capability of a directional coupler.

The TBSWR-200K500 is characterized in the frequency range from 200 kHz to 500 MHz. The high power handling capability of up to 100W allows inline RF power measurements, and a variety of other applications. The insertion loss over the frequency range is typically between 0.2 and 0.7 dB, which is significantly smaller than the average 7 dB associated with VSWR - bridges.



2 Typical data

Characterized frequency range: 200 kHz – 500 MHz

Directivity:	200 kHz – 500 MHz	> 20 dB	Coupling:	200 kHz – 300 MHz	-40 dB ± 0.3 dB
	800 kHz – 50 MHz	> 30 dB		300 MHz – 500 MHz	-40 dB ± 1 dB

Insertion loss:	200 kHz – 200 MHz	< 0.3 dB	Max. power:	200 kHz – 200 MHz	100 W CW *)
	200 MHz – 500 MHz	< 0.7 dB		200 MHz – 500 MHz	70 W CW *)

*) Short time (max. 1 minute): 150 W
Output shorted or open: max. 35 W

Operating temperature range: - 20 °C to + 40 °C

Impedance: 50 Ω

Port matching: > 20 dB

RF connectors, through ports: N-female

RF connectors, coupling ports: SMA-female

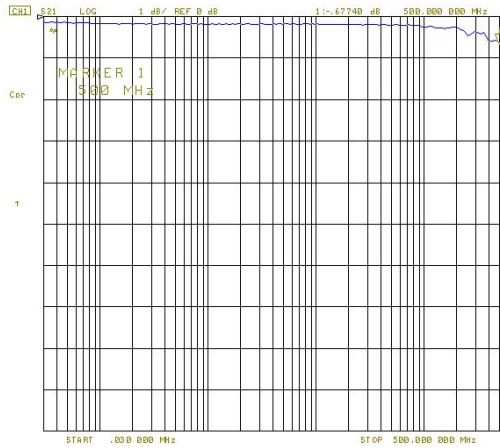
Dimensions: 113 mm x 60 mm x 35 mm

Weight: 290 g

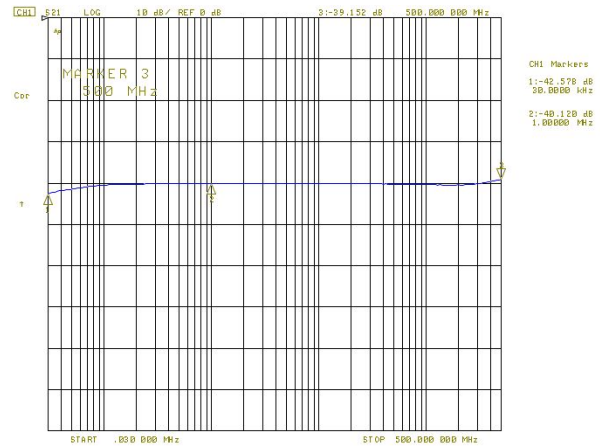


50 Ω High Power VSWR Bridge

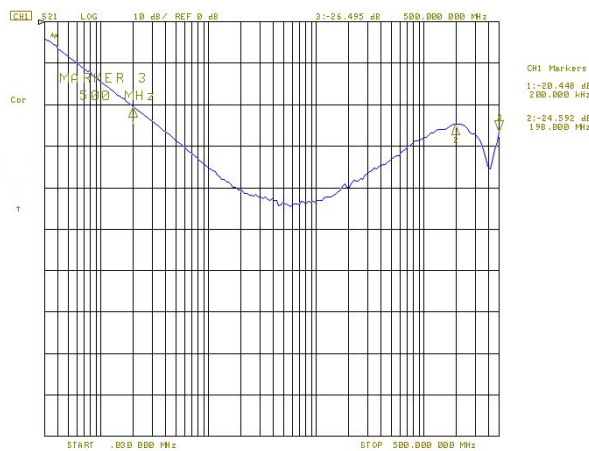
3 Measurement Plots



Insertion loss

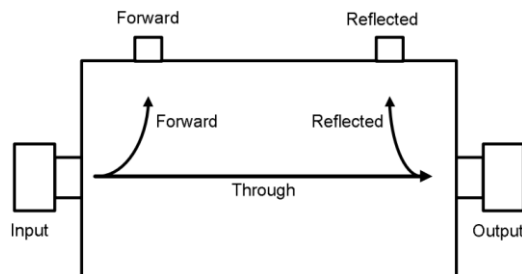


Coupling



Directivity

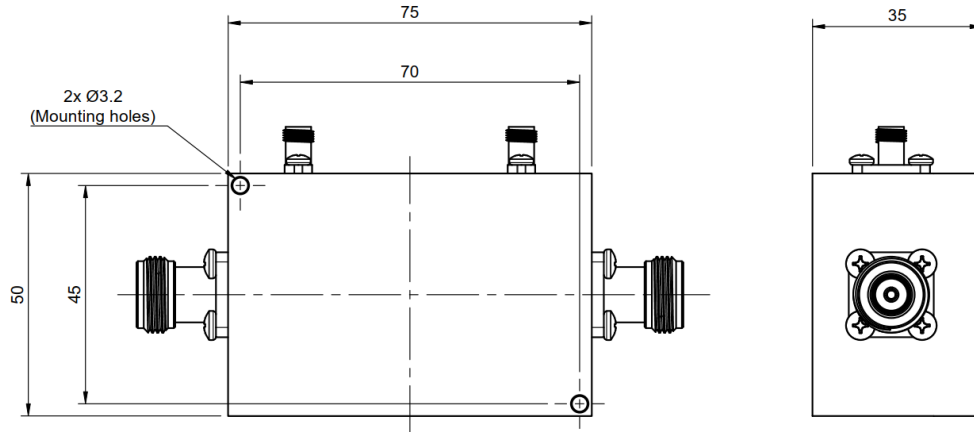
4 Operating principle



The ports Input/Output and Forward/Reflected can be exchanged. However, directivity may deviate slightly from the specified values.

50 Ω High Power VSWR Bridge

5 Mechanical Drawing



6 Ordering Information

Part Number	Description
TBSWR-200K500	VSWR – Bridge, 200 kHz – 500 MHz, 100 W; wooden box, 2 pcs SMA terminations

7 History

Version	Date	Author	Changes
V1.0	20.11.2023	Mayerhofer	Creation of the document